

# The Orapello Era (1991-2006)



Leader-Herald/Spencer Tullis

Fulton-Montgomery Community College head coach Tony Orapello (left) and Michael Beaton celebrate a victory.

## FM men's basketball riding high after winning Region 3 tourney




## Orapello receives coaching honor

By MIKE COLLAR  
The Leader-Herald

JOHNSTOWN – It was a very rewarding season for Fulton-Montgomery Community College men's basketball coach Tony Orapello.

Orapello was named the National Junior College Athletic Association Division 3 Region 3 (District 1) Coach of the Year.

"I'll take it, the award is more prestigious. I'd rather be in the national championship than win the Mountain Valley Conference. It just means more," said Orapello.




**Tony Orapello** took over where Dan Jarvis left off, keeping the Raiders winning tradition established by Coach Fabiano. Like Fabiano, Tony took on an ambitious schedule against top-notch opponents. He coached FMCC for 15 successful seasons, and is the only Raiders coach to win two Region III Championships (1996 & 2000), receiving Region III Coach of the Year honors both times. He sent many players on to successful careers at four-year colleges, including Division I players Monroe Pippins (Florida A&M) and Sheridan James (Maryland Eastern Shore). He is also one of the most successful High School Girls Tennis coaches in NY State history, winning over 300 matches (3<sup>rd</sup> all-time) and 14 straight Big-Ten Championships at Amsterdam High School as of 2009.

YEAR	All Games			MVCC*			Region 3
	W	L	Pct	W	L	Rank	Tournament
1991-1992	19	11	.633	13	3	2 <sup>nd</sup>	Quarter-Finals
1992-1993	14	13	.519	11	5	3 <sup>rd</sup>	DNP
1993-1994	9	16	.360	4	11	-	DNQ
1994-1995	19	11	.633	13	3	2 <sup>nd</sup>	Semi-Finals
1995-1996	25	10	.714	12	1	1 <sup>st</sup>	<b>Champions</b>
1996-1997	16	13	.552	9	4	3 <sup>rd</sup>	2 <sup>nd</sup> Place
1997-1998	16	12	.571	11	5	2 <sup>nd</sup>	Quarter-Finals
1998-1999	14	14	.500	11	5	3 <sup>rd</sup>	DNQ
1999-2000	21	13	.618	9	7	4 <sup>th</sup>	<b>Champions</b>
2000-2001	18	11	.621	11	5	3 <sup>rd</sup>	Semi-Finals
2001-2002	9	19	.321	4	12	-	DNQ
2002-2003	24	8	.750	14	4	2 <sup>nd</sup>	Semi-Finals
2003-2004	11	15	.423	9	7	4 <sup>th</sup>	DNQ
2004-2005	18	11	.621	11	7	3 <sup>rd</sup>	Quarter-Finals
2005-2006	9	18	.333	7	11	-	DNQ
<b>Totals</b>	<b>242</b>	<b>195</b>	<b>.554</b>	<b>149</b>	<b>90</b>	<b>.623</b>	

\* MVCC - Mountain Valley Collegiate Conference

**1991-1992 FMCC Basketball (19-11) - MVCC 2<sup>nd</sup> (13-3)**



Left to Right: *Coach* Mark Ralbovsky, #10 Jacque Mosher, #20 Tim Griffin, #44 Jim Clark, #30 Charles Branwell, #42 Todd Wenskoski, #32 *Captain* Chris Skyers, #34 *Captain* Jason Hammond, #45 Chris Griffin, #33 Shawn Pratt, #24 Chad Ward, #12 Andy Dziubak, *Head Coach* Tony Orapello  
Missing: Rick Forde, Matt Tompkins

**1991-1992 Raiders Roster**

Name	Num	Yr	Ht	Pos	School	Home
Charles Branwell	30	Fr	6'4"	G	Prospect Heights	Brooklyn NY
Jim Clark	44	So	6'2"	G	Bishop Scully	Amsterdam NY
Andy Dziubak	12	Fr	5'10"	G	Wells	Wells NY
Rick Forde	22	So	5'8"	G	Roberson	Brooklyn NY
Tim Griffin	45	Fr	6'0"	G	West Milford	West Milford NJ
Chris Griffin	20	Fr	6'3"	F		
Jason Hammond *	34	So	6'5"	F	South Shore	Brooklyn NY
Jacque Mosher	10	Fr	6'0"	G		
Shawn Pratt	33	Fr	6'4"	G/F	Lincoln	Brooklyn NY
Chris Skyers *	32	So	6'5"	F	Midwood	Brooklyn NY
Matt Tompkins		Fr				
Chad Ward	24	Fr	5'9"	G		
Todd Wenskoski	42	So	6'3"	F	Bishop Scully	Amsterdam NY


**Coaches:** *Head Coach* Tony Orapello; *Assistant Coach* Mark Ralbovsky

### 1991-1992 Raiders Stats

Name	G	FGA	FGM	%	FGA3	FGM3	%	FTA	FTM	%	PTS	PPG	REB	RPG	AST	APG	BLK	BPG	STL	SPG	
Chris Skyers *	30	523	225	43.0	20	5	25.0	221	129	58.4	584	19.5	367	12.2	66	2.2	18	0.6	54	1.8	
Jim Clark	30	388	188	48.5	177	77	43.5	56	44	78.6	497	16.6	129	4.3	105	3.5	7	0.2	45	1.5	
Charles Branwell	29	420	171	40.7	120	40	33.3	93	61	65.6	443	15.3	246	8.5	121	4.2	2	0.1	67	2.3	
Jason Hammond *	30	341	165	48.4	22	9	40.9	162	99	61.1	438	14.6	388	12.9	72	2.4	4	0.1	34	1.1	
Tim Griffin	27	317	157	49.5	22	5	22.7	80	43	53.8	362	13.4	112	4.1	211	7.8	0	0.0	63	2.3	
Shawn Pratt	16	148	55	37.2	63	17	27.0	19	10	52.6	137	8.6	40	2.5	27	1.7	1	0.1	27	1.7	
Rick Forde	14	65	26	40.0	28	13	46.4	16	10	62.5	75	5.4	3	0.2	26	1.9	3	0.2	15	1.1	
Todd Wenskoski	20	93	49	52.7	2	2	100.0	10	5	50.0	105	5.3	83	4.2	12	0.6	2	0.1	5	0.3	
Chris Griffin	22	78	38	48.7	5	3	60.0	22	15	68.2	94	4.3	62	2.8	8	0.4	1	0.0	6	0.3	
Jacque Mosher	11	33	13	39.4	0	0	0.0	16	8	50.0	34	3.1	11	1.0	1	0.1	0	0.0	2	0.2	
Matt Tompkins	4	8	4	50.0	0	0	0.0	5	4	80.0	12	3.0	7	1.8	1	0.3	0	0.0	3	0.8	
Chad Ward	14	38	12	31.6	16	4	25.0	13	10	76.9	38	2.7	17	1.2	16	1.1	0	0.0	11	0.8	
Andy Dziubak	14	41	12	29.3	15	4	26.7	10	8	80.0	36	2.6	11	0.8	12	0.9	1	0.1	3	0.2	
<b>TOTALS</b>	<b>30</b>	<b>2493</b>	<b>1115</b>	<b>44.7</b>	<b>490</b>	<b>179</b>	<b>36.5</b>	<b>723</b>	<b>446</b>	<b>61.7</b>	<b>2855</b>	<b>95.2</b>	<b>1476</b>	<b>49.2</b>	<b>678</b>	<b>22.6</b>	<b>39</b>	<b>1.3</b>	<b>335</b>	<b>11.2</b>	
Opponents	30										2522	84.1									


<b>Team Records</b>	Points-Per-Game – 95.2; Most 100+ Point Games – 10; Rebounds – 1476; 3 Point Field Goals – 179.
<b>Individual Records</b>	Jason Hammond – Rebounds (game) – 31 (and 31 points) vs JCA (11/15/91). Jim Clark – 3 Point Field Goals (season) – 77.
<b>MVCC All-Stars</b>	Chris Skyers (1), Jason Hammond (1), Jim Clark (2)
<b>Region 3 All-Stars</b>	Jason Hammond (2), Chris Skyers (3)
<b>Team Awards</b>	Chris Skyers (MVP), Jason Hammond (Coach’s Award)

### All-Region Forward Chris Skyers



FMCC Raiders Basketball – History  
**1991-1992 Raiders Schedule/Results**

GAME	DATE	OPPONENT	H/A	FMCC	OPP	W/L	MVCC	NOTES (Scoring Leaders and other Highlights)
	<b>1991</b>							
1	Tue 05-Nov	Cazenovia	A	110	64	W		
2	Fri 08-Nov	Paul Smiths	A	102	78	W		<b>CANTON TOURNAMENT</b>
3	Sat 09-Nov	Alfred	A	95	84	W		<b>CANTON TOURNAMENT</b>
4	Fri 15-Nov	Adirondack	H	99	83	W	*	
5	Sat 16-Nov	J.C.A.	H	104	111	L		<b>Jason Hammond: 31 Pts / 31 Reb - RECORD</b>
6	Mon 18-Nov	Mohawk Valley	A	90	64	W	*	
7	Thu 21-Nov	Cobleskill	H	130	97	W	*	<b>Tim Griffin: 18 Assists</b>
8	Sat 23-Nov	Schenectady	H	84	77	W	*	
9	Tue 26-Nov	Champlain	H	66	87	L		
10	Fri 29-Nov	Nassau	A	95	73	W		<b>FIT TOURNAMENT</b>
11	Sat 30-Nov	Camden	A	108	99	W		<b>FIT TOURNAMENT</b>
12	Sun 01-Dec	F.I.T.	A	89	115	L		<b>FIT TOURNAMENT</b>
13	Tue 03-Dec	Morrisville	H	77	84	L	*	
14	Sat 07-Dec	Delhi	A	97	95	W	*	
15	Tue 10-Dec	Herkimer	A	139	72	W	*	
	<b>1992</b>							
16	Sat 18-Jan	Hudson Valley	H	107	96	W	*	
17	Thu 23-Jan	Clinton	H	99	64	W		
18	Sat 25-Jan	F.I.T.	A	80	89	L		<b>JCA TOURNAMENT</b>
19	Sun 26-Jan	Onondaga	A	87	98	L		<b>JCA TOURNAMENT</b>
20	Tue 28-Jan	Cobleskill	A	106	64	W	*	
21	Sat 01-Feb	Hudson Valley	A	101	86	W	*	
22	Mon 03-Feb	Morrisville	A	84	66	W	*	
23	Wed 05-Feb	Delhi	H	95	109	L	*	
24	Tue 11-Feb	Herkimer	H	86	63	W	*	
25	Thu 13-Feb	Broome	H	101	105	L		
26	Sat 15-Feb	Champlain	A	85	95	L		
27	Mon 17-Feb	Schenectady	A	89	70	W	*	
28	Wed 19-Feb	Adirondack	A	81	84	L	*	
29	Sat 22-Feb	Mohawk Valley	H	96	69	W	*	
30	Sat 29-Feb	Erie	A	73	81	L		<b>D1 / REGIONALS</b>
		<b>Totals</b>		<b>2855</b>	<b>2522</b>	<b>19-11</b>	<b>13-3</b>	
		<b>Averages</b>		<b>95.2</b>	<b>84.1</b>		<b>2nd</b>	



**1991-1992 FMCC Raiders - #32 Chris Skyers**

MVCC All-Star & Region III All-Star (1991-92)


Chris was a 6'5" forward from Midwood High in Brooklyn NY. A gifted athlete with exceptional speed, quickness, agility, and jumping ability, he was an excellent scorer and rebounder, averaging 19.5 and 12.2 respectively for the 1991-92 season. Chris finished his career as FMCC's all time leading rebounder and 6<sup>th</sup> in points scored. Chris transferred to Division II Saint Leo's College in Florida and continued his basketball career.

---

**1991-1992 FMCC Raiders - #34 Jason Hammond**

MVCC All-Star & Region III All-Star (1991-92)

Jason was a powerful 6'5" forward from South Shore High in Brooklyn NY. Outstanding in the paint, he averaged 14.6 points and 12.9 rebounds for the 1991-92 season. This included a 31-point 31-rebound game vs JCA (11/15/91), only the second 30-30 game in school history (Darrell Mims). The 31 rebounds also established a new Raiders' record. He finished his career as the Raiders' 3<sup>rd</sup> all-time rebound leader and in the top twenty for points scored. Jason, like Chris Skyers, transferred to Saint Leo's College in Florida and continued his basketball career at the NCAA Division II level. He now works as a Law Enforcement Officer in Miami.



**1989-1990 & 1991-1992 FMCC Raiders - #44 Jim Clark**  
MVCC All-Star (1991-92)


Jim was a 6'2" sharp-shooting guard from Amsterdam NY, who starred at Bishop Scully in High School. He made major contributions off the bench as a freshman and became a go to scorer in his second season. Jim finished the 1991-1992 season averaging 16.6 points and making a team record 77 three-point field goals.

---

**1991-1992 & 1992-1993 FMCC Raiders - #20 Tim Griffin**

Tim was a lightning-quick 6' point guard from West Milford NJ. He was excellent at breaking down the defense with his dribbling, setting up many scoring opportunities for himself and teammates. Tim dished out 18 assists in a game vs Cobleskill (11/21/91). He finished his career 4<sup>th</sup> on the all time FMCC assists list, fifth in steals, and in the top twenty for points scored.

1991-1992 Averages: 13.4 points, 7.8 assists, 2.3 steals  
1992-1993 Averages: 14.9 points, 4.1 assists, 3.1 steals



**1991-1992 & 1992-1993 FMCC Raiders - #30 Charles Branwell**  
 MVCC All-Star & Region III All-Star (1992-1993)

One of the best players ever to play for the Raiders, Charles was a 6'4" forward/guard from Prospect Heights High School in Brooklyn, NY. An outstanding scorer from the low-post to beyond the three-point arc and anywhere in between with an excellent ability for drawing fouls, Charles could score any way imaginable. He was also a great team player, and an excellent passer, rebounder, ball handler and defender. He recorded two career triple doubles and scored 20+ points an FMCC record 13 consecutive games during the 1992-1993 season.

Charles is the only player in the history of FMCC Raiders Basketball to finish his career in the top ten for points scored (3<sup>rd</sup>), rebounds (4<sup>th</sup>), assists (6<sup>th</sup>), and steals (3<sup>rd</sup>). He is still in the top 10 in all four categories as of 2009.

1991-1992 Averages: 15.3 points, 8.5 rebounds, 4.2 assists, 2.3 steals  
 1992-1993 Averages: 21.7 points, 10.8 rebounds, 5.3 assists, 2.6 steals  
 Career Averages: 18.4 points, 9.6 rebounds, 4.7 assists, 2.4 steals

**1991-92 & 1992-93 FMCC Raiders - #33 Shawn Pratt**

Shawn was a 6'4" forward/guard from Lincoln High School in Brooklyn NY. He possessed outstanding athletic ability and was equally adept at shooting threes or driving to the hoop for dunks. Shawn's game came straight from the Coney Island playgrounds, where he honed his skills. He was most at home with a run-and-gun style of play and averaged 12.1 points, 4.1 rebounds and 1.7 steals for his career. Shawn continued his education and basketball career at Southern Vermont after graduating FMCC and has since become a basketball coach.



**1992-1993 FMCC Basketball (14-13) - MVCC 3<sup>rd</sup> (11-5)**



*In this photo:*

*Seated/Squatting* – Monroe Pippins, Derrick Brown,  
*Front* - #22 John Everett, #20 Mike Finch, #32 Tim Griffin, #44 Wayne Brooks, *Head Coach* Tony Orapello,  
*Back* - MacKlenn Williams, #33 Shawn Pratt, #30 *Captain* Charles Branwell,  
 #52 Lance Johnson, #24 Andrew Francis, Phil McIntyre, *Coach* Mark Ralbovsky  
*Missing* – *Coach* Robert Osborne, Rob Curtis, Chris Fuller, David Hardy

**1992-1993 Raiders Roster**

<b>Name</b>	<b>Num</b>	<b>Yr</b>	<b>Ht</b>	<b>Pos</b>	<b>School</b>	<b>Home</b>
Charles Branwell *	30	So	6'4"	G/F	Prospect Heights	Brooklyn NY
Wayne Brooks	44	Fr	6'3"	F	Pasaic Tech	Patterson NJ
Rob Curtis		So	6'6"	C	Johnstown	Johnstown NY
John Everett	22	Fr	5'8"	G	Schenectady	Schenectady NY
Mike Finch	20	Fr	6'0"	G	Gloversville	Gloversville NY
Andrew Francis	24	Fr	6'5"	F	Lincoln	Brooklyn NY
Chris Fuller		Fr	6'4"	F	Fonda-Fultonville	Fonda NY
Tim Griffin	32	So	6'0"	G	West Milford	West Milford NJ
David Hardy		Fr	6'4"	F	JFK	Bronx NY
Lance Johnson	50	Fr	6'8"	C	Seton Catholic	Plattsburgh NY
Phil McIntyre		Fr	6'7"	F	Albany	Albany NY
Shawn Pratt	33	So	6'4"	G	Lincoln	Brooklyn NY
MacKlenn Williams		Fr	6'4"	G	Hudson	Hudson NY

**Coaches:** *Head Coach* Tony Orapello; *Assistant Coaches* Mark Ralbovsky, Robert Osborne

**1992-1993 Raiders Stats**

Name	G	FGA	FGM	%	FGA3	FGM3	%	FTA	FTM	%	PTS	PPG	REB	RPG	AST	APG	BLK	BPG	STL	SPG	
Charles Branwell *	27	510	226	44.3	115	38	33.0	154	96	62.3	586	21.7	291	10.8	144	5.3	13	0.5	70	2.6	
MacKlenn Williams	14	195	96	49.2	25	9	36.0	35	23	65.7	224	16.0	120	8.6	48	3.4	8	0.6	48	3.4	
Tim Griffin	21	290	125	43.1	13	4	30.8	109	59	54.1	313	14.9	72	3.4	86	4.1	2	0.1	65	3.1	
Shawn Pratt	27	340	148	43.5	116	31	26.7	80	56	70.0	383	14.2	133	4.9	59	2.2	20	0.7	47	1.7	
Phil McIntyre	12	133	66	49.6	8	1	12.5	36	19	52.8	152	12.7	84	7.0	10	0.8	9	0.8	9	0.8	
John Everett	12	101	45	44.6	37	16	43.2	16	10	62.5	116	9.7	24	2.0	50	4.2	2	0.2	29	2.4	
Wayne Brooks	26	197	90	45.7	2	0	0.0	72	27	37.5	207	8.0	152	5.8	68	2.6	16	0.6	52	2.0	
Andrew Francis	24	121	51	42.1	7	1	14.3	47	30	63.8	133	5.5	151	6.3	4	0.2	30	1.3	17	0.7	
Chris Fuller	15	42	13	31.0	5	0	0.0	14	12	85.7	38	2.5	40	2.7	6	0.4	0	0.0	2	0.1	
Rob Curtis	15	37	12	32.4	0	0	0.0	12	6	50.0	30	2.0	41	2.7	2	0.1	2	0.1	2	0.1	
Lance Johnson	23	33	10	30.3	0	0	0.0	11	5	45.5	25	1.1	44	1.9	3	0.1	19	0.8	6	0.3	
David Hardy	15	20	6	30.0	0	0	0.0	5	1	20.0	13	0.9	16	1.1	1	0.1	1	0.1	2	0.1	
Mike Finch	9	11	1	9.1	5	0	0.0	1	0	0.0	2	0.2	2	0.2	1	0.1	1	0.1	1	0.1	
<b>TOTALS</b>	<b>27</b>	<b>2030</b>	<b>889</b>	<b>43.8</b>	<b>333</b>	<b>100</b>	<b>30.0</b>	<b>592</b>	<b>344</b>	<b>58.1</b>	<b>2222</b>	<b>82.3</b>	<b>1170</b>	<b>43.3</b>	<b>482</b>	<b>17.9</b>	<b>123</b>	<b>4.6</b>	<b>350</b>	<b>13.0</b>	
Opponents	27										2210	81.9									

<b>Individual Records</b>	Charles Branwell – 13 consecutive games scoring 20+ points. Two Triple Doubles – 38 pts/10 rebs/10 ast vs Camden (11/28/92), 24/16/10 vs Herkimer (2/9/93)
<b>MVCC All-Stars</b>	Charles Branwell (1)
<b>Region 3 All-Stars</b>	Charles Branwell (1)
<b>Team Awards</b>	Charles Branwell (MVP)

**Point Guard Tim Griffin**



FMCC Raiders Basketball – History  
**1992-1993 Raiders Schedule/Results**

Game	Date	Opponent	H/A	FMCC	Opp	W/L	MVCC	NOTES (Scoring Leaders and other Highlights)
<b>1992</b>								
1	Sat Nov-07	Niagara	H	87	70	W		<b>FMCC TOURNAMENT</b> MacKlenn Williams: 20 Pts/12 Reb; Charles Branwell: 20 Pts/10 Reb; Tim Griffin: 15 Pts; Wayne Brooks: 12 Pts
2	Sun Nov-08	Sullivan	H	65	81	L		<b>FMCC TOURNAMENT</b> Griffin: 25 Pts; Branwell: 15 Pts; Shawn Pratt: 12 Pts
3	Thu Nov-12	J.C.A.	A	91	71	W		Pratt: 29 Pts; Griffin: 21 Pts; William: 16 Pts/17 Reb; Brooks: 16 Pts/13 Reb/7 Ast
4	Sat Nov-14	Adirondack	A	78	70	W	*	Williams: 26 Pts/11 Reb; Branwell: 22 Pts; Pratt: 11 Pts
5	Tue Nov-17	Mohawk Valley	H	91	58	W	*	Branwell: 27 Pts/15 Reb; Pratt: 21 Pts; Griffin: 20 Pts; Williams: 11 Pts
6	Thu Nov-19	Cobleskill	A	78	54	W	*	Branwell: 22 Pts/11 Reb/6 Ast/5 Stl; Williams: 19 Pts/10 Reb; Griffin: 18 Pts
7	Sat Nov-21	Schenectady	H	100	79	W	*	Branwell: 26 Pts/15 Reb/9 Ast/7 Stl; Pratt: 22 Pts; Griffin: 19 Pts/8 Ast; Brooks: 12 Pts
8	Sun Nov-22	Champlain	H	81	111	L		Branwell: 20 Pts/10 Reb/7 Ast; Williams: 18 Pts; Pratt: 13 Pts; Brooks: 10 Pts
9	Thu Dec-24	Monroe	H	79	99	L		<b>FIT TOURNAMENT</b> Branwell: 26 Pts/11 Reb; Pratt: 13 Pts; Griffin: 12 Pts; Williams: 10 Pts
10	Fri Nov-27	Dundalk	A	88	98	L		<b>FIT TOURNAMENT</b> Griffin: 24 Pts; Branwell: 21 Pts/11 Reb/8 Ast; Williams: 21 Pts; Pratt: 16 Pts/6 Blk
11	Sat Nov-28	Camden	A	95	108	L		<b>FIT TOURNAMENT</b> <b>Branwell: 38 Pts/10 Reb/10 Ast/5 Stl;</b> Pratt: 21 Pts; Brooks: 13 Pts; Griffin: 10 Pts/8 Ast
12	Tue Dec-01	Morrisville	A	79	81	L	*	Branwell: 27 Pts/14 Reb; Pratt: 19 Pts/13 Reb; Williams: 16 Pts; Griffin: 11 Pts
13	Thu Dec-03	Hudson Valley	H	77	93	L	*	Branwell: 21 Pts/11 Reb; Griffin: 21 Pts; Williams: 11 Pts
14	Sat Dec-05	Delhi	H	80	78	W	*	Branwell: 20 Pts/15 Reb; Williams: 18 Pts/15 Reb; Pratt: 14 Pts; Griffin: 13 Pts; Brooks: 10 Pts
15	Tue Dec-08	Herkimer	A	91	87	W	*	Branwell: 21 Pts/17 Reb/6 Ast; Williams: 20 Pts/7 Reb/7 Stl; Brooks: 17 Pts; Griffin: 16 Pts; Pratt: 14 Pts/11 Reb/6 Ast
<b>1993</b>								
16	Thu Jan-21	Clinton	A	101	66	W		Branwell: 27 Pts; Griffin: 14 Pts; John Everett: 13 Pts; Phil McIntyre: 13 Pts; Brooks: 11 Pts; Pratt: 10 Pts
17	Sun Jan-24	Monroe	A	69	95	L		Branwell: 17 Pts; Everett: 16 Pts; McIntyre: 13 Pts
18	Tue Jan-26	Cobleskill	H	68	57	W	*	Pratt: 14 Pts; Branwell: 13 Pts; Griffin: 12 Pts
19	Sat Jan-30	Hudson Valley	A	71	86	L	*	Branwell: 19 Pts/12 Reb/5 Ast; Pratt: 14 Pts; Griffin: 12 Pts; Andrew Francis: 10 Pts
20	Mon Feb-01	Morrisville	H	84	71	W	*	Pratt: 20 Pts; Griffin/McIntyre: 18 Pts; Branwell: 12 Reb


**Continued on Next Page**

**1992-93 FMCC Raiders - Phil McIntyre & MacKlenn Williams**

Phil was a 6'7" forward from Albany NY. He only played one semester (spring '93) for the Raiders, but made big contributions, averaging 12.7 points and 7.0 rebounds; helping off-set the loss of MacKlenn Williams (16.0 points, 8.6 rebounds, 3.4 assists, 3.4 steals), a 6'4" guard from Hudson NY, at the semester break.

**1992-1993 Raiders Schedule/Results (Continued)**

Game	Date	Opponent	H/A	FMCC	Opp	W/L	MVCC	NOTES (Scoring Leaders and other Highlights)
<b>1993</b>								
21	Wed Feb-03	Delhi	A	76	93	L	*	Branwell: 25 Pts; Griffin: 13 Pts; Everett: 11 Pts; Brooks: 10 Pts/13 Reb
22	Tue Feb-09	Herkimer	A	121	83	W	*	<b>Branwell: 24 Pts/16 Reb/10 Ast;</b> McIntyre: 23 Pts/10 Reb; Francis: 20 Pts/10 Reb; Pratt: 18 Pts; John Everett: 17 Pts/14 Ast; <b>Brooks: 15 Pts/10 Reb/10 Ast</b>
23	Thu Feb-11	Adirondack	H	79	65	W	*	Branwell: 16 Pts/11 Reb/8 Ast; Everett: 16 Pts; McIntyre: 15 Pts/14 Reb; Francis: 13 Pts/16 Reb/4 Blk; Pratt: 11 Pts
24	Sat Feb-13	Champlain	A	67	114	L		Branwell: 19 Pts; McIntyre: 14 Pts; Pratt: 13 Pts
25	Mon Feb-15	Schenectady	A	64	89	L	*	Branwell: 25 Pts/11 Reb; Everett: 16 Pts
26	Sat Feb-20	Mohawk Valley	A	89	70	W	*	Branwell: 23 Pts; McIntyre: 21 Pts; Pratt: 16 Pts; Brooks: 13 Pts/8 Ast; Francis: 11 Pts/10 Reb
27	Sun Feb-21	Erie	H	73	83	L		Branwell: 28 Pts/10 Reb; Pratt: 21 Pts/10 Reb;
<b>Totals:</b>				<b>2222</b>	<b>2210</b>	<b>14-13</b>	<b>11-5</b>	
<b>Averages:</b>				<b>82.3</b>	<b>81.9</b>		<b>3rd</b>	



**1992-93 & 1993-94 FMCC Raiders – Captain #44 Wayne Brooks**

Wayne was a 6'3" forward from Patterson NJ. He was a gifted athlete and an honor student in Accounting who also excelled as a sprinter for the FMCC track team. The captain of the '93-94 team epitomized what team basketball is all about. His speed, strength, and leaping ability were assets that along with his intelligence made him a great defender. He was also, probably the best passing forward in Raiders' history, averaging 6.2 assists per game for the '93-94 season, along with 13.0 points, 9.6 rebounds, and 2.5 steals; and established an FMCC record with four career Triple-Doubles. His leadership held the team together after several key players were lost for the season at the semester break, leaving the team depleted talent-wise. He never lost his intensity and never let his teammates quit as the team struggled through the second half of the season. Wayne continued his education and basketball career at SUNY New Paltz after graduating from FMCC.

**1993-1994 FMCC Basketball (9-16) - MVCC (4-11)**

**1993-1994 Raiders Roster**

Name	Num	Yr	Ht	Pos	School	Home
Wayne Brooks *	44	So	6'3"	F	Pasaic Tech	Patterson NJ
Cito Brown	50	Fr	6'0"	G	Prospect Heights	Brooklyn NY
Paul Douglas	33	Fr	6'4"	F	Midwood	Brooklyn NY
Jim Eaton	10	Fr	5'11"	G	Gloversville	Gloversville NY
Joe Gebron	32	So	5'11"	G	Lafayette	Brooklyn NY
David Halloran	40	So	6'4"	F	Gloversville	Northville NY
Jaime Henry	45	So	6'1"	F		Brooklyn NY
Mike Horning	33	Fr	6'3"	F	Canajoharie	Canajoharie NY
Brandon Lehr	32	Fr	6'3"	F	Mayfield	Mayfield NY
Kris Mathis	52	Fr	6'4"	F		Newark NJ
Chris May	30	Fr	6'0"	G	Amsterdam	Amsterdam NY
Chuck Myers	30	So	6'3"	F	Amsterdam	Amsterdam NY
Kerson Phillipe	54	Fr	5'9"	G		Newark NJ
Trevor Smalls	34	F	6'0"	G	Brandeis	Manhattan NY
Willie Stewart	42	Fr	6'4"	C	Canarsie	Brooklyn NY
James Thompson	24	Fr	6'2"	G		Brooklyn NY

**Coaches:** *Head Coach* Tony Orapello; *Assistant Coaches* Mark Ralbovsky, Robert Osborne


**1993-1994 Raiders Stats**

Name	G	FGA	FGM	%	FGA3	FGM3	%	FTA	FTM	%	PTS	PPG	REB	RPG	AST	APG	BLK	BPG	STL	SPG
Kris Mathis	13	190	96	50.5	0	0	0.0	69	40	58.0	232	17.8	148	11.4	11	0.8	25	1.9	25	1.9
Cito Brown	25	328	140	42.7	117	39	33.3	73	55	75.3	374	15.0	90	3.6	116	4.6	3	0.1	47	1.9
David Halloran	25	369	139	37.7	97	28	28.9	97	62	63.9	368	14.7	252	10.1	61	2.4	34	1.4	31	1.2
Wayne Brooks *	25	308	141	45.8	1	0	0.0	84	43	51.2	325	13.0	239	9.6	156	6.2	25	1.0	63	2.5
Trevor Smalls	14	162	62	38.3	53	21	39.6	55	36	65.5	181	12.9	49	3.5	56	4.0	2	0.1	33	2.4
Mike Horning	10	114	46	40.4	8	2	25.0	42	21	50.0	115	11.5	80	8.0	16	1.6	11	1.1	11	1.1
Chuck Myers	10	69	31	44.9	1	1	100.0	25	16	64.0	79	7.9	62	6.2	14	1.4	2	0.2	9	0.9
Willie Stewart	23	137	68	49.6	0	0	0.0	38	21	55.3	157	6.8	123	5.3	10	0.4	14	0.6	10	0.4
Paul Douglas	14	79	31	39.2	0	0	0.0	33	23	69.7	85	6.1	58	4.1	9	0.6	3	0.2	19	1.4
Jaime Henry	6	9	4	44.4	1	0	0.0	2	1	50.0	9	1.5	8	1.3	3	0.5	0	0.0	0	0.0
Joe Gebron	10	19	5	26.3	7	3	42.9	2	1	50.0	14	1.4	13	1.3	4	0.4	0	0.0	3	0.3
Jim Eaton	4	7	2	28.6	2	0	0.0	0	0	0.0	4	1.0	3	0.8	2	0.5	1	0.3	2	0.5
Brandon Lehr	5	8	1	12.5	1	0	0.0	4	3	75.0	5	1.0	4	0.8	0	0.0	1	0.2	0	0.0
Chris May	3	8	1	12.5	4	0	0.0	2	1	50.0	3	1.0	5	1.7	7	2.3	0	0.0	3	1.0
James Thompson	6	5	1	20.0	0	0	0.0	2	2	100.0	4	0.7	1	0.2	0	0.0	0	0.0	0	0.0
Kerson Phillipe	7	12	1	8.3	8	0	0.0	4	2	50.0	4	0.6	4	0.6	4	0.6	0	0.0	1	0.1
<b>TOTALS</b>	<b>25</b>	<b>1824</b>	<b>769</b>	<b>42.2</b>	<b>300</b>	<b>94</b>	<b>31.3</b>	<b>532</b>	<b>327</b>	<b>61.5</b>	<b>1959</b>	<b>78.4</b>	<b>1139</b>	<b>45.6</b>	<b>469</b>	<b>18.8</b>	<b>121</b>	<b>4.8</b>	<b>257</b>	<b>10.3</b>
Opponents	25										2081	83.2								

<b>Individual Records</b>	Cito Brown – 3 Point Field Goals (game) – 8 vs Champlain (2/12/94). Wayne Brooks – Triple Doubles (3) - 20 pts/14 reb/12 ast vs Columbia-Greene (12/04/93); 18/18/15/7 stl vs Adirondack (01/18/94); 10/12/14 vs Cobleskill (2/10/94);
<b>MVCC All-Stars</b>	David Halloran (2)
<b>Team Awards</b>	Wayne Brooks & David Halloran (MVP), Wayne Brooks (Coach's Award)

### 1993-1994 Raiders Schedule/Results

Game	Date	Opponent	H/A	FMCC	Opp	W/L	MVCC	NOTES (Scoring Leaders and other Highlights)
<b>1993</b>								
1	Sat Nov-06	Alfred	H	70	82	L		<b>FMCC TOURNAMENT</b> Dave Halloran: 24 Points; Trevor Smalls: 13 Pts; Kris Mathis: 11 Pts; Wayne Brooks: 14 Reb/8 Stl
2	Sun Nov-07	Columbia-Greene	H	88	76	W		<b>FMCC TOURNAMENT</b> Halloran/Mathis: 19 Pts; Brooks: 16 Pts/11 Reb; Cito Brown: 16 Pts/7 Ast; Trevor Smalls: 11 Pts
3	Tue Nov-09	JCA	H	82	97	L		Smalls: 16 Pts; Brooks/Brown/Halloran: 14 Pts; Mathis: 11 Pts/14 Reb
4	Tue Nov-16	Mohawk Valley	A	73	88	L	*	Halloran: 16 Pts/13 Reb; Brown: 14 Pts; Smalls: 13 Pts; Brooks: 12 Pts; Mathis: 10 Pts/11 Reb
5	Thu Nov-18	Colbelskill	H	78	91	L	*	Halloran: 18 Pts / 12 Reb; Willie Stewart: 14 Pts/11 Reb; Brown: 14 Pts; Brooks: 12 Pts/10 Reb; Paul Douglas: 12 Pts
6	Sat Nov-20	Schenectady	H	68	84	L	*	Halloran: 21 Pts/14 Reb; Stewart: 14 Pts; Brooks: 12 Pts/12 Reb/7 Ast; Brown: 11 Pts
7	Tue Nov-23	Broome	A	93	84	W		Halloran: 23 Pts/16 Reb; Smalls: 20 Pts; Mathis: 14 Pts; Brown: 12 Pts; Stewart: 10 Pts
8	Mon Nov-29	Bergen	A	67	77	L		<b>FIT TOURNAMENT</b> Mathis: 19 Pts; Brooks: 11 Pts/12 Reb/8 Ast; Brown: 10 Pts
9	Sat Nov-27	Bunker Hill	A	73	69	W		<b>FIT TOURNAMENT</b> Brooks: 13 Pts; Brown/Smalls: 11 Pts; Mathis: 10 Pts/10 Reb; Stewart: 11 Reb
10	Sun Nov-28	Dundalk	A	83	86	L		<b>FIT TOURNAMENT</b> Mathis: 27 Pts/10 Reb; Brown: 15 Pts; Smalls: 13 Pts; Brooks: 10 Pts
11	Tue Nov-30	Morrisville	H	88	78	W	*	<b>Mathis: 33 Pts</b> ; Brooks: 17 Pts/7 Ast; Brown: 17 Pts; Halloran: 11 Pts/14 Reb
12	Thu Dec-02	Hudson Valley	H	70	86	L	*	<b>Mathis: 20 Pts/20 Reb</b> ; Halloran/Smalls: 14 Pts; Brooks: 7 Ast
13	Sat Dec-04	Columbia-Greene	H	107	71	W		<b>Brooks: 20 Pts/14 Reb/12 Ast</b> ; <b>Mathis: 34 Pts/15 Reb</b> ; Smalls: 15 Pts
14	Thu Dec-09	Herkimer	A	76	72	W	*	Smalls: 18 Pts; Halloran: 15 Pts; Mathis: 11 Pts/22 Reb; Douglas: 10 Pts
15	Mon Dec-13	Delhi	A	67	102	L	*	Brooks: 20 Pts; Smalls: 15 Pts/8 Ast; Brown: 14 Pts; Mathis: 12 Pts
<b>1994</b>								
16	Tue Jan-18	Adirondack	H	89	77	W	*	<b>Brooks: 18 Pts/18 Reb/15 Ast/7 Stl</b> ; Brown: 20 Pts; Halloran: 17 Pts/17 Reb; Mike Horning: 16 Pts; Chuck Myers: 12 Pts
17	Thu Jan-20	Clinton	H	76	67	W		Brown: 24 Pts; Halloran: 20 Pts/15 Reb; Brooks: 12 Pts; Horning: 15 Reb; Myers: 10 Reb
18	Mon Jan-31	Morrisville	A	77	60	W	*	Brooks: 22 Pts/14 Reb/8 Ast; Brown: 19 Pts; Horning: 13 Pts; Halloran: 11 Pts; Stewart: 10 Pts/13 Reb
19	Wed Feb-02	Cobleskill	A	58	66	L	*	Halloran: 18 Pts/13 Reb; Brooks: 12 Pts/12 Reb; Brown: 10 Pts
20	Thu Feb-10	Hudson Valley	A	83	94	L	*	<b>Brooks: 10 Pts/12 Reb/14 Ast</b> Halloran: 24 Pts; Horning: 22 Pts; Myers: 13 Pts; Brown: 10 Pts
21	Sat Feb-12	Champlain	A	73	113	L		<b>Brown: 28 Pts/8 3PGF - RECORD</b> ; Brooks/Stewart: 15 Pts; Halloran: 10 Pts
22	Mon Feb-14	Schenectady	A	76	95	L	*	Halloran: 20 Pts/14 Reb; Brown: 19 Pts/8 Ast; Horning: 16 Pts/11 Reb
23	Sat Feb-19	Mohawk Valley	H	87	104	L	*	Brown: 22 Pts; Brooks: 18 Pts/8 Reb/7 Ast/7 Stl; Halloran: 16 Pts/11 Reb; Stewart: 13 Pts; Horning: 10 Pts
24	Mon Feb-21	Herkimer	H	79	82	L	*	Brown: 23 Pts; Halloran: 13 Pts/13 Reb; Brooks: 12 Pts/9 Reb/9 Ast; Myers/Stewart: 10 Pts
25	Sat Feb-26	Delhi	H	78	80	L	*	Brown: 25 Pts; Halloran: 12 Pts/13 Reb; Brooks: 12 Pts/9 Reb/7 Ast; Myers: 12 Pts; Horning: 11 Pts
<b>Totals:</b>				<b>1959</b>	<b>2081</b>	<b>9-16</b>	<b>4-11</b>	
<b>Averages:</b>				<b>78.4</b>	<b>83.2</b>			



### 1993-1994 FMCC Raiders – Dave Halloran


MVCC All-Star – 14.7 points, 10.1 rebounds

Dave was a 6'4" forward from Northville, NY, who played his high school ball at Gloversville. He was a smart and versatile offensive player with the ability to score from the perimeter as well as the post. He was also an excellent rebounder. Dave shared Co-MVP honors for the Raiders with Wayne Brooks for the 1993-94 season, as the pair of sophomores did all they could to offset the loss of several key players for the second semester, including 6'4" forward Kris Mathis (17.8 points, 11.4 rebounds, 1.9 blocks, and 1.9 steals) and 6'5" forward Paul Douglas (6.1 points, 4.1 rebounds, 1.4 steals), as well as the starting point-guard Trevor Smalls.

After FMCC, Dave transferred to SUNY Albany; and now works as the Superintendent of the Gloversville Enlarged School District.

### 1993-1995 FMCC Raiders – Trevor Smalls (Left) & Alejandro "Cito" Brown (Right) MVCC & Region III All-Stars (1994-1995)


Trevor and Cito combined to form one of the best guard combinations in FMCC history, both obtaining Region 3 All-Stars status in their sophomore seasons (1994-95). Trevor averaged 14.4 points, 4.4 assists, and 2.5 steals, while Cito added 16.0 points, 3.1 assists and 1.7 steals in the 1994-95 season that saw the Raiders finish just two wins short of a Region III Title.



Trevor only played the first semester in '93-94, averaging 12.9 points, 4.0 assists, and 2.4 steals. His absence, along with Kris Mathis and Paul Douglas, really caused the team to struggle in the second semester.


Cito, who also starred at Shortstop for the baseball team, finished the '93-94 season averaging 15.0 points, 4.6 assists and 1.9 steals, hitting a record 8 three point field goals in one game.

Both guards finished their Raider careers among the all-time leaders for points, assists and steals.



Trevor continued his basketball career at Division-2 Concordia College.

**1994-1995 FMCC Basketball (19-11) - MVCC 2<sup>nd</sup> (13-3)**



*In this photo:*

*Front – #25 Dwayne Thompson, #34 Trevor Smalls, #20 Monroe Pippins, #50 Captain Alejandro Cito Brown, #24 Maurice Calhoun*

*Back – Head Coach Tony Orapello, Deb Fitzdam, #32 Abdullah Foster, #52 Adrian Kenyon, #40 Captain Andrew Francis, #22 Barceem Dukes, Coach Robert Osborne*

*Missing – Stevenson Corvoisier, Kawamae Daniel, Darrell Ford, Verol Gill*

**1994-1995 Raiders Roster**

Name	Num	Yr	Ht	Pos	School	Home
Cito Brown *	50	So	6'0"	G	Prospect Heights	Brooklyn NY
Maurice Calhoun	24	Fr	6'1"	G	Transit Tech	Brooklyn NY
Stevenson Corvoisier		Fr	6'4"	F	Canarsie	Brooklyn NY
Kawmae Daniel		Fr	6'5"	F	Canarsie	Brooklyn NY
Barceem Dukes	22	Fr	6'4"	F	Lincoln	Brooklyn NY
Darrell Ford		Fr	6'1"	G	Tilden	Brooklyn NY
Abdullah Foster	32	So	6'2"	F	Truman	Bronx NY
Andrew Francis *	40	So	6'6"	F	Lincoln	Brooklyn NY
Verol Gill	33	Fr	6'3"	F	Prospect Heights	Brooklyn NY
Adrian Kenyon	52	Fr	6'7"	F	Galway	Galway NY
Monroe Pippins	20	Fr	6'1"	G	Walton	Bronx NY
Trevor Smalls *	34	So	6'0"	G	Brandeis	Manhattan NY
Dwayne Thompson	25	Fr	6'1"	G	Tilden	Brooklyn NY
<b>TOTALS</b>						


**Coaches:** *Head Coach Tony Orapello; Assistant Coaches Robert Osborne, Mark Ralbovsky*



**1994-1995 Raiders Stats**

Name	G	FGA	FGM	%	FGA3	FGM3	%	FTA	FTM	%	PTS	PPG	REB	RPG	AST	APG	BLK	BPG	STL	SPG	
Verol Gill	11	170	97	57.1	0	0	0.0	63	40	63.5	234	21.3	107	9.7	21	1.9	8	0.7	15	1.4	
Monroe Pippins	28	431	184	42.7	67	22	32.8	117	77	65.8	467	16.7	144	5.1	99	3.5	11	0.4	112	4.0	
Cito Brown *	28	365	164	44.9	187	62	33.2	71	57	80.3	447	16.0	95	3.4	88	3.1	5	0.2	48	1.7	
Trevor Smalls *	28	355	143	40.3	113	42	37.2	98	76	77.6	404	14.4	87	3.1	124	4.4	6	0.2	69	2.5	
Andrew Francis *	28	284	105	37.0	12	3	25.0	97	59	60.8	272	9.7	349	12.5	38	1.4	84	3.0	24	0.9	
Barceem Dukes	27	210	86	41.0	11	1	9.1	61	38	62.3	211	7.8	268	9.9	58	2.1	27	1.0	55	2.0	
Adrian Kenyon	25	153	60	39.2	1	0	0.0	62	36	58.1	156	6.2	141	5.6	8	0.3	24	1.0	11	0.4	
Stevenson Corvoisier	10	63	22	34.9	4	0	0.0	21	12	57.1	56	5.6	45	4.5	8	0.8	1	0.1	9	0.9	
Kawmae Daniel	10	36	15	41.7	2	1	50.0	4	1	25.0	32	3.2	31	3.1	10	1.0	1	0.1	5	0.5	
Darrell Ford	11	42	13	31.0	10	2	20.0	8	5	62.5	33	3.0	16	1.5	22	2.0	0	0.0	5	0.5	
Dwayne Thompson	16	25	8	32.0	4	0	0.0	19	11	57.9	27	1.7	23	1.4	3	0.2	0	0.0	3	0.2	
Maurice Calhoun	22	31	13	41.9	2	1	50.0	4	0	0.0	27	1.2	19	0.9	11	0.5	5	0.2	2	0.1	
Abdullah Foster	23	30	9	30.0	3	0	0.0	12	2	16.7	20	0.9	25	1.1	10	0.4	2	0.1	6	0.3	
<b>TOTALS</b>	<b>28</b>	<b>2195</b>	<b>919</b>	<b>41.9</b>	<b>416</b>	<b>134</b>	<b>32.2</b>	<b>637</b>	<b>414</b>	<b>65.0</b>	<b>2386</b>	<b>85.2</b>	<b>1350</b>	<b>48.2</b>	<b>500</b>	<b>17.9</b>	<b>174</b>	<b>6.2</b>	<b>364</b>	<b>13.0</b>	
Opponents	28										2197	78.5									

<b>Team Records</b>	Rebounds (78) vs Adirondack (02/23/95);
<b>Individual Records</b>	Andrew Francis – Rebounds (game) - 33 vs Adirondack (02/23/95), Blocked Shots – Total/Avg (season) – 84/3.0. Monroe Pippins – Steals (game) – 11 (ties Gumbs), Steals Total/Average (season) – 112/4.0; Quadruple Double (34 pts, 17 rebs, 10 asts, 11 stls) vs Herkimer 02/09/95.
<b>MVCC All-Stars</b>	Monroe Pippins (2), Cito Brown (2), Trevor Smalls (2)
<b>Region 3 All-Stars</b>	Trevor Smalls (2), Cito Brown (2), Monroe Pippins (3)
<b>Team Awards</b>	Monroe Pippins (MVP), Cito Brown & Trevor Smalls (Coach’s Award)



**1994-1995 FMCC Raiders**

**Region 3 All-Stars Guards - #34 Trevor Smalls, #20 Monroe Pippins, #50 Cito Brown  
Forwards - #40 Andrew Francis, #22 Barceem Dukes. #52 Adrian Kenyon**

The '94-95 Raiders started off slowly with a 5-7 record, and they had just lost their leading scorer, forward Verol Gill with his 21.3 points and 9.7 rebounds, for the season. It appeared to be a lost year. The coaches decided it was time to play their best three players together, despite the fact that they were all guards. Smalls, Pippins, and Brown proceeded to turn the season around for the Raiders. They combined to average over 50 points, 15 assists and 10 steals per game the rest of the way. At the same time, both Andrew Francis and Barceem Dukes picked up their games and dominated the backboards; Francis setting a new record in the process with 33 rebounds in one game. This group, with some help from 6<sup>th</sup> man Adrian Kenyon, won 14 of their next 18 games before losing in the Regionals in a close game to eventual champ Corning. All three of the All-Star guards fouled out in the closing minutes. It was a disappointing loss, but a memorable season.

FMCC Raiders Basketball – History  
**1994-1995 Raiders Schedule/Results**

Game	Date	Opponent	H/A	FMCC	Opp	W/L	MVCC	NOTES (Scoring Leaders and other Highlights)
	<b>1994</b>							
1	Sat Nov-05	Alfred	H	78	108	L		Verol Gill: 20 Pts; Cito Brown: 19 Pts; Trevor Smalls: 12 Pts; Stevenson Corvoisier: 11 Pts
2	Wed Nov-09	J.C.A.	A	76	93	L		Gill: 26 Pts; Corvoisier: 11 Reb; Monroe Pippins: 7 Ast
3	Sat Nov-12	Clinton	A	120	68	W		Gill: 27 Pts; Pippins: 27 Pts/5 Stl; Smalls: 18 Pts/7 Stls; Andrew Francis: 11 Pts/11 Reb
4	Sat Nov-19	Finger Lakes	A	112	90	W		<b>COLUMBIA-GREENE TOURNAMENT</b> Smalls: 27 Pts; Francis: 20 Pts/19 Reb; Brown: 16 Pts; Corvoisier/Pippins: 12 Pts; Barceem Dukes: 10 Pts/11 Reb/6 Stl
5	Sun Nov-20	Columbia-Greene	A	86	88	L		<b>COLUMBIA-GREENE TOURNAMENT</b> Cito Brown: 23 Pts; Gill: 15 Pts/14 Reb; Pippins: 13 Pts; Dukes: 11 Pts/12 Reb; Francis: 5 Blk
6	Tue Nov-22	Broome	H	64	56	W		Brown/Smalls: 14 Pts; Francis: 15 Reb; Dukes: 10 Reb
7	Fri Nov-25	Nassau	A	91	93	L		<b>FIT TOURNAMENT</b> Gill: 33 Pts; Brown: 19 Pts; Smalls: 15 Pts
8	Sat Nov-26	Bergen	A	93	72	W		<b>FIT TOURNAMENT</b> Brown: 23 Pts; Smalls: 18 Pts; Dukes: 15 Pts; Gill: 14 Pts
9	Sun Nov-27	Dundalk	A	78	80	L		<b>FIT TOURNAMENT</b> Gill: 31 Pts/11 Reb; Smalls: 15 Pts; Brown: 11 Pts; Francis: 20 Reb/6 Blk
10	Mon Dec-05	Monroe	A	68	79	L		Pippins: 19 Pts/6 Stl; Corvoisier: 12 Pts; Kawmae Daniel: 10 Pts
11	Wed Dec-07	Columbia-Greene	A	76	67	W		Gill: 30 Pts / 21 Reb; Brown: 19 Pts
12	Fri Dec-16	Champlain	H	68	80	L		Gill: 22 Pts/11 Reb; Smalls: 13 Pts/7 Ast; Brown: 12 Pts; Pippins: 11 Pts; Francis: 13 Reb

**Continued on Next Page**



**1994-1995 & 1995-1996 FMCC Raiders –  
 #22 Barceem Dukes**


Career Averages: 8.6 Points, 8.8 Rebounds, 2.6 Assists,  
 2.2 Steals.

“Bar” was a 6’4” forward/guard from Brooklyn. He teamed with Stephon Marbury at Lincoln High as the Railsplitters went to back-to-back PSAL Championship games. Bar was an outstanding athlete with excellent speed, quickness, jumping ability, and strength. He played hard all the time and was an excellent rebounder and a defensive standout with the ability to guard anyone on the floor. Bar was versatile offensively, as well, even playing some point guard, and shot well from the perimeter (42% on 3’s in ’95-96). His basketball skills and intensity were key factors for the Raiders in winning the 1995-1996 Region III Championship.

His son, Barceem Jr, played for the Raiders from 2014-2016, achieving All-Star status his second year.

FMCC Raiders Basketball – History  
**1994-1995 Raiders Schedule/Results (Continued)**

Game	Date	Opponent	H/A	FMCC	Opp	W/L	MVCC	NOTES (Scoring Leaders and other Highlights)
	<b>1995</b>							
13	Mon Jan-16	Mohawk Valley	H	65	62	W	*	Smalls: 24 Pts; Brown/Pippins: 14 Pts; Francis: 18 Reb
14	Wed Jan-18	Herkimer	A	91	94	L	*	Smalls: 21 Pts; Francis: 17 Pts/18 Reb; Brown: 15 Pts; Pippins: 11 Pts
15	Sat Jan-21	Morrisville	A	98	67	W	*	Brown: 26 Pts; Smalls: 20 Pts/7 Stl; Pippins: 17 Pts; Francis: 14 Pts/17 Reb; Adrian Kenyon: 13 Pts/11 Reb
16	Tue Jan-24	Cobleskill	H	63	69	L	*	Brown: 17 Pts; Pippins: 13 Pts; Kenyon: 10 Pts; Dukes: 15 Reb
17	Thu Jan-26	Delhi	H	78	74	W	*	Brown: 20 Pts; Smalls: 18 Pts; Dukes: 12 Pts; Pippins: 11 Pts; Francis: 10 Reb
18	Sat Jan-28	Hudson Valley	A	84	74	W	*	Smalls: 21 Pts; Brown: 19 Pts; Pippins: 17 Pts; Francis: 15 Pts/18 Reb/7 Blk; Dukes: 10 Reb
19	Wed Feb-01	Adirondack	A	103	80	W	*	Pippins: 25 Pts/12 Ast/7 Stl; Smalls: 22 Pts/9 Ast/6 Stl; Brown: 21 Pts; Dukes: 13 Pts/17 Reb/5 Stl; Francis: 13 Pts/11 Reb
20	Fri Feb-03	Schenectady	A	97	79	W	*	Pippins: 25 Pts; Brown: 20 Pts; Smalls: 18 Pts; Francis: 14 Pts/13 Reb; Maurice Calhoun: 10 Pts; Dukes: 10 Reb
21	Tue Feb-07	Mohawk Valley	A	62	56	W	*	Brown: 19 Pts; Pippins: 16 Pts/5 Stl; Kenyon: 12 Pts/10 Reb
22	Thu Feb-09	Herkimer	H	88	72	W	*	<b>Pippins: 34 Pts / 17 Rebs / 10 Asts / 11 Stls;</b> Brown: 23 Pts; Smalls: 12 Pts; Dukes: 13 Reb
23	Sat Feb-11	Morrisville	H	79	68	W	*	Pippins: 25 Pts; Brown: 19 Pts; Francis: 14 Pts/11 Reb
24	Mon Feb-13	Cobleskill	A	80	71	W	*	Pippins: 22 Pts; Smalls: 16 Pts; Brown: 14 Pts; Dukes: 13 Pts/12 Reb; Kenyon: 10 Pts/10 Reb
25	Sat Feb-18	Hudson Valley	H	81	78	W	*	Pippins: 27 Pts/8 Stl; Francis: 14 Pts/13 Reb; Dukes: 14 Pts; Brown: 12 Pts/8 Ast; Smalls: 8 Ast
26	Mon Feb-20	Delhi	A	59	79	L	*	Pippins: 22 Pts/7 Stl; Francis/Smalls: 12 Pts; Dukes: 15 Reb
27	Thu Feb-23	Adirondack	H	103	53	W	*	Pippins: 25 Pts/7 Ast/5 Stl; <b>Francis: 21 Pts / 33 Rebs - RECORD;</b> Dukes: 16 Pts/13 Reb; Kenyon: 16 Pts/10 Reb; Smalls: 15 Pts
28	Sat Feb-25	Schenectady	H			W	*	Forfeit - W
29	Fri Mar-03	Cobleskill	A	70	62	W		<b>D3 Regionals at Jefferson</b> Pippins: 22 Pts; Brown: 19 Pts; Francis: 11 Pts/19 Reb/5 Blk
30	Sat Mar-04	Corning	A	75	85	L		<b>D3 Regionals at Jefferson - Semi-finals</b> Pippins: 19 Pts/12 Reb/5 Stl; Smalls: 17 Pts; Francis: 14 Pts/17 Reb; Brown: 13 Pts; Dukes: 10 Pts/13 Reb
		<b>Totals:</b>		<b>2386</b>	<b>2197</b>	<b>19-11</b>	<b>13-3</b>	
		<b>Averages:</b>		<b>82.3</b>	<b>75.8</b>		<b>2nd</b>	




**1992-1993 & 1994-1995 FMCC Raiders – #24 Andrew Francis**

After seeing limited action as a freshman due to a broken hand in the 1992-93 season, Drew blossomed into a force in 1994-95. He set the FMCC single game rebound record by hauling down 33 vs Adirondack (02/23/95). The 6'6" forward averaged 9.7 points, 12.5 rebounds & 3.0 blocked shots for the season. He finished his career with the Raiders as one of the all-time leaders in rebounds and blocked shots.

Francis, who played for Lincoln HS in Brooklyn NY before coming to FMCC and LIU after, is now passing on his basketball knowledge as an Assistant-Coach for the University of California after several very successful years coaching with Iowa, Siena and Villanova. He has been coaching at the Division-1 Level since 2005.



**1995-1996 FMCC Basketball (25-10) - MVCC Champions (12-1)  
Region III Champions – 7<sup>th</sup> Place in NJCAA Tournament**



*Front - #40 Dwayne Thompson, #11 Qaddafi Alonzo, #20 Captain Monroe Pippins, #34 Nate Mittler, #30 Joe Barthelemy*

*Back - Coach Tony Orapello, Coach Robert Osborne, #50 Captain Terrell Williams, #42 Arturo McLeod, #33 Sheridan James, #22 Captain Barceem Dukes, Deb Fitzdam, Mike Mulligan*

*Missing – Jerry Johnson, Rich Resila*

**1995-1996 Raiders Roster**


<b>Name</b>	<b>Num</b>	<b>Yr</b>	<b>Ht</b>	<b>Pos</b>	<b>School</b>	<b>Home</b>
Qaddafi Alonzo	11	S	5'10"	G	Madison	Brooklyn NY
Joe Barthelemy	30	F	6'3"	F	New Utrecht	Brooklyn NY
Barceem Dukes	22	S	6'4"	F/G	Lincoln	Brooklyn NY
Sheridan James	33	F	6'7"	C	Sheepshead Bay	Brooklyn NY
Jerry Johnson	44	F	6'3"	G	Corchoran	Syracuse NY
Arturo McLeod	42	F	6'5"	F	Lincoln	Brooklyn NY
Nate Mittler	34	F	6'3"	F	Johnstown	Johnstown NY
Monroe Pippins *	20	S	6'1"	G	Walton	Bronx NY
Rich Resila	24	F	5'9"	G	Amsterdam	Amsterdam NY
Dwayne Thompson	40	S	6'1"	G	Tilden	Brooklyn NY
Terrell Williams *	50	S	6'5"	F	New Utrecht	Brooklyn NY

**Coaches:** *Head Coach Tony Orapello; Assistant Coach Robert Osborne*

**1995-1996 Raiders Stats**

Name	G	FGA	FGM	%	FGA3	FGM3	%	FTA	FTM	%	PTS	PPG	REB	RPG	AST	APG	BLK	BPG	STL	SPG
Monroe Pippins *	35	643	288	44.8	188	82	43.6	225	153	68.0	811	23.2	228	6.5	177	5.1	12	0.3	223	6.4
Arturo McLeod	35	483	264	54.7	2	1	50.0	140	76	54.3	605	17.3	415	11.9	51	1.5	45	1.3	44	1.3
Qaddafi Alonzo	35	297	129	43.4	93	32	34.4	108	72	66.7	362	10.3	66	1.9	207	5.9	3	0.1	101	2.9
Jerry Johnson	1	6	4	66.7	2	1	50.0	4	1	25.0	10	10.0	3	3.0	0	0.0	0	0.0	0	0.0
Barceem Dukes	34	254	113	44.5	48	20	41.7	106	69	65.1	315	9.3	269	7.9	98	2.9	7	0.2	80	2.4
Terrell Williams *	35	261	109	41.8	19	5	26.3	95	62	65.3	285	8.1	227	6.5	75	2.1	24	0.7	33	0.9
Nate Mittler	34	207	81	39.1	30	5	16.7	39	19	48.7	186	5.5	117	3.4	25	0.7	17	0.5	21	0.6
Sheridan James	34	151	62	41.1	0	0	0.0	62	28	45.2	152	4.5	240	7.1	19	0.6	35	1.0	23	0.7
Joe Barthelemy	34	98	35	35.7	17	2	11.8	22	11	50.0	83	2.4	89	2.6	21	0.6	4	0.1	19	0.6
Dwayne Thompson	13	26	8	30.8	2	0	0.0	17	8	47.1	24	1.8	12	0.9	8	0.6	0	0.0	6	0.5
Rich Resila	14	16	2	12.5	1	0	0.0	11	4	36.4	8	0.6	10	0.7	7	0.5	0	0.0	7	0.5
<b>TOTALS</b>	<b>35</b>	<b>2442</b>	<b>1095</b>	<b>44.8</b>	<b>402</b>	<b>148</b>	<b>36.8</b>	<b>829</b>	<b>503</b>	<b>60.7</b>	<b>2841</b>	<b>81.2</b>	<b>1676</b>	<b>47.9</b>	<b>688</b>	<b>19.7</b>	<b>147</b>	<b>4.2</b>	<b>557</b>	<b>15.9</b>
Opponents	35										2477	70.8								

<b>Team Records</b>	Consecutive Conference Wins – 10 (ties 1979-80); Rebounds - 1676; Steals - 557.
<b>Individual Records</b>	Monroe Pippins – Points (Season/Career) - 811/1278; (Game) – 48 (NJCAA Tournament Record). 3 Pt-FG (Game/Season) – 8/82; Steals (Game) – 12 (2 times); Steals Total/Avg (Season) – 223/6.4 (NJCAA Records); Steals Total/Avg (Career) – 335/5.3; Consecutive Games Scoring 10+ Points (Career) – 53; Triple-Doubles (3) – 29p/10r/10s vs Clinton; 28p/10a/10s vs Schenectady; 34p/10a/12s vs Adirondack.
<b>MVCC All-Stars</b>	Monroe Pippins (MVP), Arturo McLeod (2)
<b>Region 3 All-Stars</b>	Monroe Pippins (1)(Tournament), Arturo McLeod (2)(Tournament-MVP).
<b>All-American</b>	Monroe Pippins (3)
<b>NJCAA Tournament</b>	Arturo McLeod (All-Star), Monroe Pippins (Tournament Record – 48 points vs Fergus Falls)
<b>Team Awards</b>	Monroe Pippins (MVP), Arturo McLeod (Coach’s Award)



FMCC Raiders Basketball – History


**1995-1996 Raiders Schedule/Results**

Game	Date	Opponent	H/A	FMCC	Opp	W/L	MVCC	NOTES (Scoring Leaders and other Highlights)
	<b>1995</b>							
1	Sat Nov-04	Onondaga	H	82	65	W		Monroe Pippins: 18 Pts/6 Stl; Qaddafi Alonzo: 17 Pts; Nate Mittler: 11 Pts; Arturo McLeod: 10 Pts/11 Reb; Jerry Johnson: 10 Pts
2	Thu Nov-09	Clinton	H	87	73	W		<b>Pippins: 29 Pts/10 Reb/10 Stl;</b> McLeod: 16 Pts/18 Reb; Mittler: 11 Pts; Barceem Dukes: 10 Pts; Terrell Williams: 11 Reb
3	Fri Nov-10	Hudson	A	89	85	W		<b>SULLIVAN TOURNAMENT</b> Pippins: 25 Pts/6 Stl; McLeod: 17 Pts/10 Reb; Williams: 15 Pts; Alonzo: 14 Pts/7 Ast/5 Stl; Dukes: 10 Reb
4	Sat Nov-11	Sullivan	A	63	84	L		<b>SULLIVAN TOURNAMENT</b> Pippins: 23 Pts/10 Reb; Williams: 12 Pts/12 Reb; Sheridan James: 11 Pts; Alonzo: 10 Pts/5 Stl
5	Tue Nov-14	JCA	H	73	65	W		<b>Pippins: 20 Pts/8 Ast/12 Stl - RECORD;</b> McLeod: 14 Pts/10 Reb; Williams: 11 Pts; Alonzo: 10 Pts/8 Ast/ 5 Stl; Mittler: 10 Pts; Dukes: 10 Reb
6	Sat Nov-18	Finger Lakes	A	77	74	W		<b>COLUMBIA-GREENE TOURNAMENT</b> Pippins: 21 Pts/7 Ast/10 Stl; Dukes: 17 Pts/12 Reb; James: 13 Pts/12 Reb; Alonzo: 13 Pts
7	Sun Nov-19	Columbia-Greene	A	79	70	W		<b>COLUMBIA-GREENE TOURNAMENT</b> McLeod: 28 Pts; Pippins: 19 Pts/5 Stl; Alonzo: 14 Pts/5 Stl; James: 11 Reb
8	Tue Nov-21	Broome	A	80	89	L		<b>Pippins: 30 Pts/7 Stl;</b> Alonzo: 16 Pts/7 Ast; McLeod: 13 Pts/13 Reb; Dukes: 13 Reb
9	Fri Nov-24	Bergen	A	64	60	W		<b>FIT TOURNAMENT</b> Pippins: 18 Pts/11 Reb/7 Stl; Dukes: 12 Pts/13 Reb/5 Stl; Alonzo: 12 Pts; McLeod: 10 Pts/12 Reb; Williams: 10 Pts
10	Sat Nov-25	FIT	A	68	84	L		<b>FIT TOURNAMENT</b> McLeod: 21 Pts; Williams: 16 Pts/10 Reb; Pippins: 14 Pts/9 Stl
11	Sun Nov-26	JCA	A	51	60	L		<b>FIT TOURNAMENT</b> Pippins: 16 Pts/6 Stl; McLeod: 11 Pts/12 Reb
12	Sat Dec-02	Alfred	A	67	74	L		<b>ALFRED TOURNAMENT</b> Pippins: 20 Pts; Williams: 13 Pts; McLeod: 12 Pts; Alonzo: 10 Pts/7 Ast
13	Sun Dec-03	Tompkins-Cortland	A	86	66	W		<b>ALFRED TOURNAMENT</b> Pippins: 27 Pts/6 Stl; Williams: 15 Pts/15 Reb; Alonzo: 12 Pts/8 Ast/6 Stl; James: 12 Pts/13 Reb; Mittler: 10 Pts; McLeod: 18 Reb
14	Fri Dec-08	Herkimer	A	80	66	W		<b>Pippins: 30 Pts/8 Stl;</b> McLeod: 12 Pts; Williams: 11 Pts; Dukes: 14 Reb/7 Stl
15	Fri Dec-15	Champlain	A	78	94	L		<b>Pippins: 41 Pts;</b> McLeod: 16 Pts/11 Reb; Alonzo: 11 Pts
	<b>1996</b>							
16	Tue Jan-16	Jefferson	A	71	78	L		Pippins: 19 Pts/6 Stl; Mittler: 13 Pts; McLeod: 11 Pts/15 Reb; James: 11 Pts
17	Thu Jan-25	Hudson-Valley	H	60	55	W	*	McLeod: 15 Pts; Pippins: 11 Pts/10 Ast/6 Stl
18	Fri Jan-26	Schenectady	H	104	63	W	*	<b>Pippins: 28 Pts/10 Ast/10 Stl;</b> McLeod: 19 Pts/10 Reb; Williams: 14 Pts; Mittler: 12 Pts; Alonzo: 12 Ast/7 Stl
19	Tue Jan-30	Adirondack	A	96	49	W	*	<b>McLeod: 28 Pts/21 Reb;</b> Pippins: 14 Pts/11 Ast/6 Stl; Alonzo: 14 Pts/7 Ast; Mittler: 10 Pts; James: 10 Reb
20	Thu Feb-01	Herkimer	H	94	63	W	*	Pippins: 28 Pts; McLeod: 27 Pts/18 Reb; Alonzo: 11 Pts/7 Ast; Dukes: 10 Reb
21	Sat Feb-03	Morrisville	A	92	80	W	*	<b>Pippins: 34 Pts/7 Ast/5 Stl;</b> McLeod: 17 Pts; Dukes: 14 Pts/10 Reb; Alonzo: 14 Pts
22	Wed Feb-07	Columbia-Greene	A	80	59	W	*	Pippins: 24 Pts/7 Ast/6 Stl; Dukes: 20 Pts; McLeod: 14 Pts; Alonzo: 7 Ast/5 Stl



**Continued on Next Page**

**1995-1996 Raiders Schedule/Results (Continued)**

Game	Date	Opponent	H/A	FMCC	Opp	W/L	MVCC	NOTES (Scoring Leaders and other Highlights)
	<b>1996</b>							
23	Fri Feb-09	Hudson Valley	H	87	66	W	*	Pippins: 28 Pts/11 Reb/6 Ast/7 Stl; McLeod: 21 Pts; Mittler: 13 Pts; Dukes: 11 Pts/10 Reb
24	Sun Feb-11	Delhi	H	91	70	W	*	McLeod: 28 Pts/12 Reb; Pippins: 25 Pts/6 Ast/6 Stl; Dukes: 10 Pts
25	Tue Feb-13	Schenectady	A	86	80	W	*	<b>McLeod: 32 Pts/18 Reb/7 Blk;</b> Dukes: 13 Pts; Pippins: 12 Pts/7 Ast/6 Stl; Alonzo: 9 Ast
26	Thu Feb-15	Adirondack	H	127	63	W	*	<b>Pippins: 34 Pts/10 Ast/12 Stl;</b> <b>McLeod: 25 Pts/22 Reb;</b> Dukes: 24 Pts; Alonzo: 12 Pts/9 Ast; Mittler: 10 Pts
27	Sat Feb-17	Cobleskill	H	62	79	L	*	McLeod: 15 Pts/11 Reb; Alonzo/Pippins: 12 Pts; Williams: 10 Pts
28	Wed Feb-21	Mohawk-Valley	A	72	51	W	*	Pippins: 19 Pts /10 Reb; James: 12 Pts/15 Reb; McLeod: 12 Pts/12 Reb; Alonzo: 7 Ast
29	Sat Feb-24	Columbia-Greene	H	69	55	W	*	Pippins: 19 Pts/10 Stl; Alonzo: 18 Pts; McLeod: 14 Pts/17 Reb; Dukes: 10 Pts/11 Reb
30	Fri Mar-01	Canton	A	87	56	W		<b>D3 Regionals at Jefferson</b> Pippins: 24 Pts; McLeod: 22 Pts/10 Reb; Dukes: 14 Pts/10 Reb; Alonzo: 14 Pts
31	Sat Mar-02	Cobleskill	A	73	70	W		<b>D3 Regionals at Jefferson</b> McLeod: 23 Pts/10 Reb/5 Stl; Pippins: 20 Pts; Dukes: 16 Pts/5 Stl
32	Sun Mar-03	Jefferson	A	77	62	W		<b>D3 Regionals at Jefferson - Finals</b> McLeod: 18 Pts/20 Reb; Dukes: 16 Pts; Pippins: 15 Pts/5 Stl; Alonzo: 10 Pts/6 Ast; James: 10 Reb
								<b>Region 3 Tournament All-Stars:</b> Arturo McLeod (MVP); Monroe Pippins
33	Thu Mar-07	Roxbury, MA	A	93	94	L		<b>D3 Nationals at Delhi</b> McLeod: 26 Pts/15 Reb; Pippins: 26 Pts/5 Stl; Dukes: 15 Pts; Alonzo: 14 Pts/5 Ast
34	Fri Mar-08	Eastfield, TX	A	88	94	L		<b>D3 Nationals at Delhi</b> McLeod: 26 Pts/19 Reb; Pippins: 20 Pts; Alonzo: 13 Pts/6 Ast; Dukes: 11 Pts
35	Sat Mar-09	Fergus Falls, MN	A	108	81	W		<b>D3 Nationals at Delhi</b> <b>Pippins: 48 Pts - TOURNAMENT RECORD /7 Stl/8 3PG;</b> McLeod: 23 Pts/11 Reb; Alonzo: 11 Pts/9 Ast; Dukes: 10 Pts/11 Reb/8 Stl
								<b>NJCAA Tournament All-Stars:</b> Arturo McLeod
		<b>Totals:</b>		<b>2841</b>	<b>2477</b>	<b>25-10</b>	<b>12-1</b>	
		<b>Averages:</b>		<b>81.2</b>	<b>70.8</b>	<b>1st</b>	<b>1st</b>	



# Monroe at Florida A&M




## 1994-1995 & 1995-1996 FMCC Raiders – Monroe Pippins - All-American (1996)

**2-Time MVCC All-Star (1996 MVP) – 2-Time Region III All-Star  
All Time Leader in Scoring & Steals - Set or Tied 25 FMCC Records  
4 Triple-Doubles and 1 Quadruple-Double**

1994-95: 16.7 Points, 5.1 Rebounds, 3.5 Assists, 4.0 Steals (FMCC Record)  
1995-96: 23.2 Points, 6.5 Rebounds, 5.0 Assists, 6.4 Steals (NJCAA Record)  
Career: 20.3 Points, 5.9 Rebounds, 4.4 Assists, 5.3 Steals (FMCC Record)

Always a winner, Monroe led Walton High School to the 1993 New York City PSAL Championship his senior season, before leading the Raiders to a Region III Championship in 1996. The 6'1" guard then scored an NJCAA Tournament record 48 points in one game at the 1996 Nationals. In 1999, he would lead underdog Florida A&M to the MEAC Championship, receiving MVP honors in the process. Monroe finished 9th in NCAA Division I Scoring for the 1998-99 season with a 20.5 points-per-game average, including 23 points vs Duke in the NCAA Tournament. Based on statistics, Monroe was the greatest player in Raiders' History. There are a few others deserving of consideration, but it can be certain that no one was better.




Leader-Herald/Spencer Tullis  
Monroe Pippins, left, will be in the Raiders' lineup when F-MCC takes on Roxbury Community College in the NJCAA quarterfinals Tuesday at SUNY Delhi.




## Too much talent

### Raiders in a romp



Recorder photo: Will Kincaid




**Raiders ready for NJCAA play**

### **1995-1996 FMCC Raiders - #11 Qaddafi Alonzo**

Season Averages: 10.3 Points, 5.9 Assists, 2.9 Steals.

Qaddafi was a 5'10" guard from Madison High School in Brooklyn. He had all the qualities that a coach is looking for in an outstanding point guard. He was fast, and could dribble, pass, shoot, and defend at a high level. Most of all he was an excellent leader with a Championship heart. He was also very tough, a real warrior, playing the entire season with a dislocated shoulder that required surgery as soon as the season was over. Many times it popped out during a game, and we'd just pop it back in and he'd be ready to play.



### **1995-1996 FMCC Raiders - #50 Terrell Williams - Team Captain.**

Season Averages: 8.5 Points, 6.5 Rebounds, 2.1 Assists.

Terrell was a 6'5" forward from New Utrecht High School in Brooklyn, NY. He was an excellent all-around player. He excelled at doing the stuff that often goes unnoticed, except by a coach. He could have scored a lot more points but sacrificed for the team, instead setting up teammates with passes and screens. He was also a tremendous defender, helping the Raiders become one of the best defensive teams in the nation. His play and leadership were major factors in FMCC's Championship season. He went on to graduate from SUNY Cortland and become a teacher and head varsity basketball coach at the Academy of Environmental Science in Manhattan. Terrell is a true leader and an excellent role model.



Leader-Herald/Bill Pitcher  
Fulton-Montgomery Community College's Arturo McLeod (42 white) slams the ball home against Eastfield's Ronnie Steed.



Leader-Herald/John Viscos  
F-M's Arturo McLeod (42) slams the ball home as James Brown (10 and Columbia-Greene's Shawn James (4) look on.

**1995-1996 & 1996-1997 FMCC Raiders - #42 Arturo McLeod**



**2-Time MVCC All-Star – 2-Time Region III All-Star  
1996 Region III Tournament MVP & NJCAA Tournament All-Star**

1995-96 Averages: 17.3 Points, 11.9 Rebounds, 1.3 blocks, 1.3 steals, 54.7 FG%

1996-97 Averages: 21.4 Points, 13.7 Rebounds, 1.7 blocks, 2.4 steals, 49.7 FG%

Career Averages: 18.6 Points, 12.5 Rebounds, 1.4 blocks, 1.6 steals, 52.6 FG%

One of the all-time great Raiders, Arturo was a 6'5" forward from Lincoln High School in Brooklyn, NY. A tremendous athlete, he was a major force for the 1996 Region III Championship team, leading the team in rebounds and second in scoring, winning the MVP award in the Regional Tournament, and receiving All-Tournament honors at the Nationals. He accomplished all of this his freshman year despite playing with a high-ankle sprain on one foot and a stress-fracture in the other, which required surgery as soon as the season ended. He put up even bigger numbers his sophomore season and was selected for a second time to the Region III All-Star team. Arturo finished his career breaking the Raiders' record for career rebounds (648) and established a new record for rebounding average (12.46) as well. He also is one of FMCC's all-time leading scorers with 969 points (5<sup>th</sup> all-time) for an 18.6 average (also 5<sup>th</sup>). After FMCC, Arturo transferred to Division II powerhouse Shaw University to continue his basketball career. Arturo come back to FMCC to contribute to the basketball program as an assistant coach since 2008.



**1995-1996 & 1996-1997 FMCC Raiders - #44 Sheridan James**  
MVCC All-Star & Region III All-Star (1996-97)

Sheridan was a 6'8" forward/center from Sheepshead Bay High School in Brooklyn NY. Sheridan came to the Raiders as a raw talent, but soon began to develop. By the second semester of his freshman year he really began to play consistently well off the bench. His rebounding, defense, and inside scoring were major factors for the Raiders in winning the 1996 Region III Championship. By the time his sophomore year rolled around Sheridan was a force to be reckoned with. He averaged 14.7 points, 12.3 rebounds, 2.3 blocks and shot 55.8% from the field for the season. He finished his career in 3<sup>rd</sup> place on the Raiders all time Rebound list and went on to play Division I basketball at the University of Maryland Eastern-Shore where he was a starting forward/center from 1998-2000.

**1996-1997 FMCC Basketball (16-13) – MVCC 3<sup>rd</sup> (9-4)**

**Region III Tournament – 2<sup>nd</sup> Place**

**1996-1997 Raiders Roster**

Name	Num	Yr	Ht	Pos	School	Home
Joe Barthelemy *	30	So	6'3"	F	New Utrecht	Brooklyn NY
James Brown	10	Fr	5'10"	G	Gloversville	Gloversville NY
Otis Bryan	52	Fr	6'5"	F	Truman	Bronx NY
Virne Cannon	23	Fr	6'0"	G	Fowler	Syracuse NY
Paul Douglas	33	So	6'5"	F	Midwood	Brooklyn NY
Junior Dufane	32	Fr	6'1"	G	Wright Tech	Stamford CT
Scott Hale	40	Fr	6'3"	G	Johnstown	Johnstown NY
Sheridan James	44	So	6'8"	F	Sheepshead Bay	Brooklyn NY
Brian Kufferman	54	Fr	6'6"	F	Stevens	Edison NJ
Peter Liu	34	So	6'2"	F	Gloversville	Gloversville
Arturo McLeod *	42	So	6'5"	F	Lincoln	Brooklyn, NY
Nate Mittler	34	So	6'3"	F	Johnstown	Johnstown NY
Davey Roscoe	12	Fr	5'11"	G	Fort Plain	Fort Plain NY
Robert Simms	22	Fr	6'0"	G	Prospect Heights	Brooklyn NY
Omari Staples	24	Fr	5'11"	G	Midwood	Brooklyn NY
Filroy Warner	35	Fr	6'5"	F/G	King	Manhattan NY
Seth Yates	11	So	5'10"	G	Northville	Northville NY

**Coaches:** Head Coach Tony Orapello; Assistant Coaches Robert Osborne, Kevin Jones, Kevin Miller

**1996-1997 Raiders Stats**

Name	G	FGA	FGM	%	FGA3	FGM3	%	FTA	FTM	%	PTS	PPG	REB	RPG	AST	APG	BLK	BPG	STL	SPG
Arturo McLeod *	17	330	164	49.7	3	0	0.0	59	36	61.0	364	21.4	233	13.7	42	2.5	29	1.7	40	2.4
Sheridan James	29	326	182	55.8	0	0	0.0	101	63	62.4	427	14.7	358	12.3	33	1.1	68	2.3	28	1.0
Paul Douglas	28	297	123	41.4	31	13	41.9	98	71	72.4	330	11.8	135	4.8	48	1.7	15	0.5	39	1.4
James Brown	29	269	99	36.8	145	49	33.8	73	49	67.1	296	10.2	72	2.5	81	2.8	3	0.1	48	1.7
Filroy Warner	23	182	77	42.3	23	4	17.4	71	43	60.6	201	8.7	138	6.0	61	2.7	14	0.6	26	1.1
Junior Dufane	26	182	60	33.0	57	18	31.6	56	37	66.1	175	6.7	77	3.0	27	1.0	5	0.2	43	1.7
Virne Cannon	12	58	30	51.7	11	4	36.4	17	11	64.7	75	6.3	26	2.2	29	2.4	0	0.0	27	2.3
Nate Mittler	5	39	14	35.9	10	2	20.0	4	1	25.0	31	6.2	17	3.4	3	0.6	0	0.0	4	0.8
Joe Barthelemy *	27	158	65	41.1	43	14	32.6	24	8	33.3	152	5.6	80	3.0	35	1.3	5	0.2	23	0.9
Seth Yates	29	151	56	37.1	41	12	29.3	64	37	57.8	161	5.6	60	2.1	179	6.2	1	0.0	65	2.2
Otis Bryan	12	57	27	47.4	1	0	0.0	24	12	50.0	66	5.5	62	5.2	12	1.0	7	0.6	16	1.3
Omari Staples	26	112	36	32.1	31	10	32.3	22	14	63.6	96	3.7	38	1.5	36	1.4	1	0.0	32	1.2
Brian Kufferman	23	62	20	32.3	2	0	0.0	19	9	47.4	49	2.1	45	2.0	10	0.4	9	0.4	8	0.3
Robert Simms	13	18	8	44.4	3	0	0.0	12	8	66.7	24	1.8	5	0.4	5	0.4	2	0.2	5	0.4
Scott Hale	10	19	6	31.6	0	0	0.0	3	3	100.0	15	1.5	5	0.5	3	0.3	2	0.2	1	0.1
Davey Roscoe	4	7	1	14.3	4	1	25.0	4	2	50.0	5	1.3	2	0.5	0	0.0	0	0.0	1	0.3
Peter Liu	4	1	0	0.0	0	0	0.0	0	0	0.0	0	0.0	5	1.3	1	0.3	1	0.3	0	0.0
<b>TOTALS</b>	<b>29</b>	<b>2268</b>	<b>968</b>	<b>42.7</b>	<b>405</b>	<b>127</b>	<b>31.4</b>	<b>651</b>	<b>404</b>	<b>62.1</b>	<b>2467</b>	<b>85.1</b>	<b>1358</b>	<b>46.8</b>	<b>605</b>	<b>20.9</b>	<b>162</b>	<b>5.6</b>	<b>406</b>	<b>14.0</b>
Opponents	29										2420	83.4								

<b>Individual Records</b>	Arturo McLeod – Rebounds – Total/Average (Career) – 648/12.46.
<b>MVCC All-Stars</b>	Arturo McLeod (1), Sheridan James (2)
<b>Region 3 All-Stars</b>	Arturo McLeod (1), Sheridan James (3), James Brown (Tournament)
<b>Team Awards</b>	Arturo McLeod (MVP), Sheridan James (Coach's Award)

**1996-1997 Raiders Schedule/Results**


Game	Date	Opponent	H/A	FMCC	Opp	W/L	MVCC	NOTES (Scoring Leaders and other Highlights)
<b>1996</b>								
1	Sat Nov-02	Onondaga	A	88	81	W		Junior Dufane: 20 Pts; Joe Barthelemy: 12 Pts/10 Reb; Filroy Warner: 12 Pts/7 Ast; Otis Bryan: 12 Reb
2	Thu Nov-07	Clinton	A	53	60	L		Barthelemy: 13 Pts/9 Reb
3	Fri Nov-08	Sullivan	A	66	107	L		<b>SULLIVAN TOURNAMENT</b> Sheridan James: 16 Pts/9 Reb; Paul Douglas: 15 Pts
4	Sat Nov-09	Delhi	A	71	74	L		<b>SULLIVAN TOURNAMENT</b> James: 18 Pts/13 Reb; Douglas/Warner: 14 Pts
5	Tue Nov-12	JCA	A	80	96	L		James: 19 Pts/13 Reb; Bryan: 12 Pts; Seth Yates: 7 Ast
6	Sat Nov-16	Finger Lakes	A	95	100	L		<b>COLUMBIA-GREENE TOURNAMENT</b> Douglas: 25 Pts; Verne Cannon: 14 Pts/8 Ast; Yates: 11 Pts/9 Ast; James: 12 Reb
7	Sun Nov-17	Ulster	A	126	105	W		<b>COLUMBIA-GREENE TOURNAMENT</b> <b>James: 30 Pts/17 Reb;</b> Yates: 24 Pts/14 Ast; Douglas: 16 Pts; Bryan: 13 Pts; Warner: 11 Pts; Barthelemy: 10 Pts
8	Sat Nov-23	Tompkins-Cortland	H	126	93	W		<b>FMCC TOURNAMENT</b> James: 25 Pts/12 Reb; Douglas 20 Pts; James Brown: 13 Pts; Barthelemy/Cannon: 11 Pts; Warner: 10 Pts; Yates: 9 Ast/5 Stl
9	Sun Nov-24	Corning	H	78	68	W		<b>FMCC TOURNAMENT</b> James: 23 Pts/15 Reb; Dufane: 20 Pts/11 Reb; Warner: 10 Pts/12 Reb; Yates: 7 Ast
10	Sat Dec-07	Morrisville	A	76	99	L		<b>Douglas: 41 Pts/9 Reb;</b> Brown: 11 Pts
11	Tue Dec-10	Jefferson	H	67	84	L		Brown: 19 Pts; James: 15 Pts/17 Reb; Cannon: 13 Pts
12	Thu Dec-12	JCA	H	73	81	L		James: 19 Pts/12 Reb; Warner: 19 Pts; Brown: 11 Pts; Yates: 7 Ast

**Continued on Next Page**




**1996-1997 Raiders Schedule/Results (Continued)**

Game	Date	Opponent	H/A	FMCC	Opp	W/L	MVCC	NOTES (Scoring Leaders and other Highlights)
	<b>1997</b>							
13	Wed Jan-15	Broome	H	74	71	W		<b>Arturo McLeod: 30 Pts/19 Reb;</b> Douglas: 20 Pts
14	Fri Jan-17	Morrisville	H	75	56	W	*	McLeod: 22 Pts/12 Reb/5 Ast/7 Stl; James: 16 Pts/20 Reb; Douglas: 13 Pts; Brown: 10 Pts; Warner: 10 Reb
15	Tue Jan-21	Adirondack	A	88	84	W	*	<b>James: 28 Pts/20 Reb/5 Blk;</b> McLeod: 22 Pts/18 Reb; Barthelemy/Douglas: 11 Pts; Yates: 7 Ast
16	Sat Jan-25	Schenectady	H	91	64	W	*	McLeod: 21 Pts/10 Reb; Warner: 17 Pts/11 Reb; Douglas: 14 Pts; Barthelemy: 11 Pts; James: 16 Reb/5 Blk
17	Tue Jan-28	Hudson Valley	H	58	60	L	*	Douglas: 15 Pts; McLeod: 11 Pts/11 Reb; James: 10 Reb
18	Sat Feb-01	Mohawk Valley	H	91	85	W	*	<b>McLeod: 26 Pts/21 Reb;</b> Warner: 16 Pts/12 Reb; Brown: 16 Pts; James: 12 Pts/11 Reb; Douglas: 10 Pts
19	Wed Feb-05	Delhi	A	87	77	W	*	McLeod: 23 Pts/11 Reb; Douglas: 19 Pts/12 Reb; Brown: 16 Pts/10 Ast; James: 13 Pts/13 Reb
20	Sat Feb-08	Adirondack	H	115	96	W	*	McLeod: 24 Pts/15 Reb; Brown: 20 Pts; James: 18 Pts/14 Reb; Warner: 12 Pts/11 Reb; Omari Staples: 12 Pts; Douglas: 11 Pts/10 Reb; Yates: 10 Ast
21	Mon Feb-10	Schenectady	A	88	77	W	*	McLeod: 20 Pts; James: 17 Pts/10 Reb/5 Blk; Warner: 17 Pts; Brown/Douglas: 13 Pts
22	Thu Feb-13	Hudson Valley	A	83	75	W	*	<b>James: 35 Pts/15 Reb;</b> McLeod: 25 Pts/15 Reb; Yates: 7 Ast
23	Sat Feb-15	Herkimer	A	104	83	W	*	McLeod: 26 Pts/18 Reb; Barthelemy 22 Pts; Dufane: 20 Pts; Staples/Yates: 7 Ast
24	Tue Feb-18	Columbia-Greene	A	85	102	L	*	McLeod: 20 Pts/13 Reb; Dufane: 17 Pts; Brown: 14 Pts; Yates: 13 Pts
25	Sat Feb-22	Cobleskill	A	73	98	L	*	James: 16 Pts/17 Reb; McLeod: 13 Pts/12 Reb; Warner: 13 Pts; Dufane: 11 Pts
26	Tue Feb-25	Columbia-Greene	H	92	96	L	*	McLeod: 23 Pts/16 Reb; Brown: 19 Pts; Douglas: 14 Pts; Yates: 13 Pts/9 Ast; James: 10 Reb; Warner: 7 Ast
27	Tue Mar-04	Adirondack	H	97	89	W		<b>D3 Regionals</b> Brown: 28 Pts; James: 24 Pts/18 Reb; McLeod 24 Pts/12 Reb; Yates: 11 Ast
28	Fri Mar-07	Mohawk Valley	A	86	75	W		<b>D3 Regionals at Columbia-Greene</b> Brown: 22 Pts; McLeod: 16 Pts/12 Reb; James: 16; Douglas: 14 Pts; Yates: 11 Ast/6 Stl; Dufane: 10 Reb
29	Sat Mar-08	Columbia-Greene	A	81	84	L		<b>D3 Regionals at Columbia-Greene - Finals</b> Brown: 23 Pts; McLeod: 18 Pts/15 Reb; James: 12 Pts/14 Reb
								<b>Region 3 Tournament All-Stars: James Brown</b>
		<b>Totals:</b>		<b>2467</b>	<b>2420</b>	<b>16-13</b>	<b>9-4</b>	
		<b>Averages:</b>		<b>85.1</b>	<b>83.4</b>	<b>2nd</b>	<b>3rd</b>	



**1996-1997 Region III All-Stars: Arturo McLeod and Sheridan James**



**1996-1997 FMCC Raiders - #33 Paul Douglas (left) - #11 Seth Yates (right)**

Paul was a 6'5" forward from Midwood High in Brooklyn. He was one of the primary scorers for the '96-97 Raiders, averaging 11.8 per game, including a single game outburst of 41 vs Morrisville (12/7/96). He was also a member of the '93-94 team. Paul continued his education and basketball career at SUNY Utica.

Seth was a 5'10" point-guard from Northville NY. He led the '96-97 Raiders in assists and steals. Seth transferred to SUNY Plattsburgh and continued his education and basketball career.

**1997-1998 FMCC Basketball (16-12) – MVCC 2<sup>nd</sup> (11-5)**



*Front – #20 Dwight Nelson, #22 Robert Simms, #10 Captain James Brown, #24 Captain Omari Staples, #34 Captain Junior Dufane, #11 Josh Elohim, #12 Dorian Sanders*  
*Back – #30 Phillip Spears, #35 Cal Williamson, #33 Chris Marotta, #44 David Freeman, #42 Myking Luckey, #32 Shakespeare Thomas, #23 Andre Jackson, #40 Scott Hale*  
*Missing – Head Coach Tony Orapello, Coach Kevin Jones, Mike Rockwell, Cordal Johnson*

**1997-1998 Raiders Roster**

<b>Name</b>	<b>Num</b>	<b>Yr</b>	<b>Ht</b>	<b>Pos</b>	<b>School</b>	<b>Home</b>
James Brown *	10	So	5'10"	G	Gloversville	Gloversville NY
Junior Dufane *	34	So	6'2"	G	Wright Tech	Stamford CT
Josh Elohim	11	Fr	6'0"	G		Kingston NY
David Freeman	44	Fr	6'8"	F	Alfred E Smith	Bronx NY
Scott Hale	40	So	6'3"	G	Johnstown	Johnstown NY
Andre Jackson	23	Fr	6'3"	G	George Wythe	Richmond VA
Cordal Johnson	44	So	6'8"	F		Kingston NY
Myking Luckey	42	Fr	6'7"	F		Brunswick NJ
Chris Marotta	33	Fr	6'5"	F	Amsterdam	Perth NY
Dwight Nelson	20	Fr	5'10"	G		NYC
Mike Rockwell	20	Fr	5'10"	G	Broadalbin-Perth	Broadalbin NY
Dorian Sanders	12	Fr	5'10"	G		NYC
Robert Simms	22	So	6'0"	G	Prospect Heights	Brooklyn NY
Phil Spears	30	Fr	6'3"	F		Washington
Omari Staples *	24	So	5'11"	G	Midwood	Brooklyn NY
Shakespeare Thomas	32	Fr	6'5"	F	Midwood	Brooklyn NY
Cal Williamson	35	Fr	6'4"	F	Alfred E Smith	Bronx NY


**Coaches:** *Head Coach Tony Orapello; Assistant Coach Kevin Jones*



**1997-1998 Raiders Stats**

Name	G	FGA	FGM	%	FGA3	FGM3	%	FTA	FTM	%	PTS	PPG	REB	RPG	AST	APG	BLK	BPG	STL	SPG
Cordal Johnson	17	224	116	51.8	18	5	27.8	55	45	81.8	282	16.6	119	7.0	30	1.8	15	0.9	25	1.5
James Brown *	29	345	151	43.8	180	79	43.9	73	49	67.1	430	14.8	71	2.4	76	2.6	3	0.1	53	1.8
Chris Marotta	29	365	150	41.1	158	64	40.5	81	61	75.3	425	14.7	200	6.9	44	1.5	32	1.1	38	1.3
Junior Dufane *	28	366	137	37.4	101	41	40.6	134	83	61.9	398	14.2	157	5.6	54	1.9	10	0.4	52	1.9
Shakespeare Thomas	29	259	120	46.3	15	3	20.0	42	32	76.2	275	9.5	151	5.2	36	1.2	9	0.3	34	1.2
Phil Spears	11	83	43	51.8	4	0	0.0	21	8	38.1	94	8.5	74	6.7	18	1.6	7	0.6	18	1.6
Andre Jackson	22	162	67	41.4	32	9	28.1	68	41	60.3	184	8.4	78	3.5	20	0.9	0	0.0	25	1.1
Omari Staples *	29	158	50	31.6	34	12	35.3	51	34	66.7	146	5.0	73	2.5	145	5.0	5	0.2	41	1.4
Robert Simms	11	47	16	34.0	16	5	31.3	10	7	70.0	44	4.0	13	1.2	6	0.5	1	0.1	4	0.4
Dorian Sanders	24	92	32	34.8	22	8	36.4	30	20	66.7	92	3.8	49	2.0	27	1.1	0	0.0	26	1.1
Dwight Nelson	4	10	4	40.0	0	0	0.0	6	5	83.3	13	3.3	8	2.0	4	1.0	0	0.0	3	0.8
Cal Williamson	13	39	16	41.0	5	3	60.0	8	6	75.0	41	3.2	34	2.6	8	0.6	1	0.1	9	0.7
Josh Elohim	13	35	13	37.1	10	4	40.0	15	9	60.0	39	3.0	27	2.1	16	1.2	1	0.1	13	1.0
David Freeman	6	18	8	44.4	0	0	0.0	6	2	33.3	18	3.0	16	2.7	4	0.7	7	1.2	4	0.7
Scott Hale	10	29	9	31.0	2	0	0.0	16	10	62.5	28	2.8	11	1.1	3	0.3	0	0.0	4	0.4
Myking Luckey	16	56	18	32.1	0	0	0.0	16	7	43.8	43	2.7	47	2.9	1	0.1	3	0.2	3	0.2
Mike Rockwell	3	4	1	25.0	1	0	0.0	4	3	75.0	5	1.7	0	0.0	2	0.7	0	0.0	0	0.0
<b>TOTALS</b>	<b>29</b>	<b>2292</b>	<b>951</b>	<b>41.5</b>	<b>598</b>	<b>233</b>	<b>39.0</b>	<b>636</b>	<b>422</b>	<b>66.4</b>	<b>2557</b>	<b>88.2</b>	<b>1128</b>	<b>38.9</b>	<b>494</b>	<b>17.0</b>	<b>94</b>	<b>3.2</b>	<b>352</b>	<b>12.1</b>
Opponents	28										2018	72.1								

<b>Individual Records</b>	James Brown – 3 Point Field Goals (Career) – 128. Chris Marotta – 3 Point Field Goals (game) – 8 (ties record) vs MVCC. Junior Dufane – Triple-Double (15 Pts / 11 Reb / 10 Ast) vs Cobleskill .
<b>MVCC All-Stars</b>	Cordal Johnson (2), James Brown (2), Chris Marotta (3)
<b>Region 3 All-Stars</b>	James Brown (3)
<b>Team Awards</b>	James Brown and Cordal Johnson (MVP), Omari Staples (Coach’s Award)




**1996-1997 & 1997-1998 FMCC Raiders –  
#10 James Brown  
Region 3 All-Star (1997-1998)**

James was a smooth, 5’10” guard from Gloversville NY with excellent speed and quickness. He was a major contributor to the 1996-1997 team that finished 2<sup>nd</sup> in the Regionals, making the Region III Tournament All-Star team in the process. He averaged 10.2 points per game in his freshman season. As a sophomore, James continued to blossom, increasing his scoring to 14.8 per game. He was a fine defender and finished his career with an average of nearly two steals per game. However, it was with his shooting that James really excelled, ending his FMCC basketball career as the Raiders’ All Time leader in Three Point Field Goals Made with 128. James continued his basketball career at Mary Washington University in Virginia.

**1997-1998 Raiders Schedule/Results**


GAME	DATE	OPPONENT	H/A	FMCC	OPP	W/L	MVCC	NOTES (Scoring Leaders and other Highlights)
	<b>1997</b>							
1	Sat Nov-01	Onondaga	H	70	80	L		
2	Tue Nov-04	JCA	A	82	94	L		
3	Thu Nov-06	Clinton	H	96	50	W		
4	Fri Nov-07	Bergen	A	92	86	W		<b>SULLIVAN TOURNAMENT</b>
5	Sat Nov-08	Sullivan	A	76	86	L		<b>SULLIVAN TOURNAMENT</b>
6	Wed Nov-12	Broome	A	88	97	L		
7	Sat Nov-15	Finger Lakes	A	109	77	W		<b>COLUMBIA-GREENE TOURNAMENT</b>
8	Sun Nov-16	Columbia-Greene	A	73	75	L		<b>COLUMBIA-GREENE TOURNAMENT</b>
9	Sun Nov-23	North Country	A			W		Forfeit - W
10	Tue Dec-02	Mohawk Valley	H	85	56	L	*	
11	Fri Dec-05	JCA	H	82	84	L		
12	Sat Dec-06	Morrisville	H	81	94	L	*	
13	Tue Dec-09	Jefferson	A	74	76	L		
14	Sat Dec-13	Tompkins-Cortland	A			W		Forfeit - W
	<b>1998</b>							
15	Wed Jan-14	Herkimer	H	73	72	W	*	
16	Mon Jan-19	Columbia-Greene	A	88	69	W	*	
17	Wed Jan-21	Adirondack	A	86	67	W	*	
18	Sat Jan-24	Schenectady	H	96	65	W	*	
19	Tue Jan-27	Hudson Valley	A	78	80	L	*	
20	Thu Jan-29	Morrisville	A	96	65	W	*	
21	Sat Jan-31	Mohawk Valley	A	83	72	W	*	<b>Chris Marotta: 8 3-Pt FG (Ties Record)</b>
22	Thu Feb-05	Delhi	A	104	82	W	*	
23	Sat Feb-07	Adirondack	H	102	81	W	*	
24	Tue Feb-10	Schenectady	A	114	71	W	*	
25	Sat Feb-14	Hudson Valley	H	57	63	L	*	
26	Tue Feb-17	Columbia-Greene	H	106	102	W	*	<b>Cordal Johnson: 33 Pts/10 Reb/6 Ast;</b> Brown: 19 Pts; Marotta: 16 Pts/ 10 Reb; Staples: 11 Pts/7 Ast; Thomas: 10 Pts
27	Thu Feb-19	Cobleskill	H	87	73	W	*	<b>Junior Dufane:15 Pts / 11 Reb / 10 Ast</b>
28	Sat Feb-21	Cobleskill	A	82	101	L	*	
		<b>Totals</b>		<b>2260</b>	<b>2018</b>	<b>16-12</b>	<b>11-5</b>	
		<b>Averages</b>		<b>86.9</b>	<b>77.6</b>		<b>2nd</b>	



**1997-1998 & 1998-1999 FMCC Raiders – #33 Chris Marotta  
MVCC All-Star (1997-1998, 1998-1999) –  
Region 3 All-Star (1998-1999)**

Chris, a 6'5" forward from Amsterdam NY, really did the Marotta family proud. He joined his father, Bob (1965-1967), and uncle, Ralph (1967-1968), as Raiders' record setters. Chris finished his career with records for Three Point Field Goals Made in a season (85) and career (149). He also tied the single game record of eight. Like Bob & Ralph, Chris led the team in both scoring (19.0) and rebounding (9.1) in his final season.

He was excellent as a freshman also, averaging 14.7 points and 6.9 rebounds.



**1996-1997 & 1997-1998 FMCC Raiders – #34 Junior Dufane (left) & #24 Omari Staples (right)**


Junior and Omari really blossomed during the '97-98 season. Omari, a 5'11" guard from Midwood High School in Brooklyn, led the team in assists while Junior, a 6'2" guard from Wright Tech in Stamford CT, contributed 14.2 points and 5.6 rebounds and posted a triple-double vs arch-rival Cobleskill.



**1997-1998 FMCC Raiders - #44 Cordal Johnson (left)**

Cordal, a 6'8" forward from Kingston, NY, joined the Raiders for the second semester and was their top scorer (16.6) and rebounder (7.0); highlighted by a 33-Point, 10-Rebound, 6-Assist performance vs Columbia-Greene.

**1998-1999 FMCC Basketball (14-14) – MVCC 3<sup>rd</sup> (11-5)**



*Front – Josh Darling, #24 Jermaine James, #44 Ray Daley, #22 Brian Turner, #23 Andre Jackson, #50 Shawn McCullough, #30 Josh Bartman*

*Back - Coach Dan Jarvis, #35 Calvin Williamson, #40 Odus Poteat, Captain #34 Chris Marotta, #42 Brian Lawson, #32 Shakespeare Thomas, #52 Charles Freeborn, #54 Taylor Calhoun, Head Coach Tony Orapello*

*Missing – Dan Orapello*

**1998-1999 Raiders Roster**

Name	Num	Yr	Ht	Pos	School	Home
Josh Bartman	30	Fr	6'0"	G	Amsterdam	Amsterdam NY
Taylor Calhoun	54	Fr	6'3"	F	Charlotte Valley	Davenport NY
Raymond Daley	44	Fr	5'10"	G	Sheepshead	Brooklyn NY
Charles Freeborn	52	Fr	6'4"	F		
Andre Jackson	23	So	6'3"	G	George Wythe	Richmond VA
Jermaine James	24	Fr	6'0"	G	Seward Park	Harlem NY
Brian Lawson	42	Fr	6'7"	F		
Chris Marotta *	34	So	6'5"	F	Amsterdam	Amsterdam NY
Shaun McCullough	50	Fr		G		
Dan Orapello	11	So	5'10"	G	Amsterdam	Amsterdam NY
Odus Poteat	40	Fr	6'3"	F	Midwood	Brooklyn NY
Shakespeare Thomas	32	So	6'5"	F	Midwood	Brooklyn NY
Brian Turner	22	Fr		G		Queens NY
Cal Williamson	35	So	6'3"	F	Alfred E Smith	Bronx NY

**Coaches:** *Head Coach Tony Orapello; Assistant Coach Dan Jarvis*

**1998-1999 Raiders Stats**

Name	G	FGA	FGM	%	FGA3	FGM3	%	FTA	FTM	%	PTS	PPG	REB	RPG	AST	APG	BLK	BPG	STL	SPG
Chris Marotta *	26	395	168	42.5	225	85	37.8	90	72	80.0	493	19.0	236	9.1	43	1.7	20	0.8	45	1.7
Shakespeare Thomas	25	270	119	44.1	54	15	27.8	37	31	83.8	284	11.4	133	5.3	29	1.2	12	0.5	23	0.9
Andre Jackson	20	191	74	38.7	58	12	20.7	48	25	52.1	185	9.3	86	4.3	25	1.3	0	0.0	19	1.0
Odus Poteat	26	257	102	39.7	42	8	19.0	63	27	42.9	239	9.2	155	6.0	15	0.6	29	1.1	23	0.9
Raymond Daley	26	152	60	39.5	27	9	33.3	86	60	69.8	189	7.3	81	3.1	95	3.7	0	0.0	47	1.8
Charles Freeborn	9	48	25	52.1	1	1	100.0	20	12	60.0	63	7.0	55	6.1	10	1.1	5	0.6	8	0.9
Brian Lawson	6	45	20	44.4	0	0	0.0	7	2	28.6	42	7.0	38	6.3	2	0.3	13	2.2	3	0.5
Cal Williamson	26	128	56	43.8	37	12	32.4	30	18	60.0	142	5.5	96	3.7	29	1.1	3	0.1	22	0.8
Taylor Calhoun	23	89	40	44.9	27	12	44.4	44	33	75.0	125	5.4	106	4.6	20	0.9	4	0.2	8	0.3
Jermaine James	19	65	26	40.0	9	3	33.3	42	20	47.6	75	3.9	34	1.8	95	5.0	1	0.1	25	1.3
Dan Orapello	20	60	28	46.7	17	7	41.2	10	4	40.0	67	3.4	25	1.3	19	1.0	1	0.1	23	1.2
Brian Turner	6	12	6	50.0	3	2	66.7	3	0	0.0	14	2.3	5	0.8	1	0.2	0	0.0	1	0.2
Shaun McCullough	3	3	1	33.3	2	1	50.0	0	0	0.0	3	1.0	1	0.3	0	0.0	0	0.0	0	0.0
Josh Bartman	9	10	2	20.0	6	1	16.7	0	0	0.0	5	0.6	10	1.1	6	0.7	0	0.0	5	0.6
<b>TOTALS</b>	<b>26</b>	<b>1725</b>	<b>727</b>	<b>42.1</b>	<b>508</b>	<b>168</b>	<b>33.1</b>	<b>480</b>	<b>304</b>	<b>63.3</b>	<b>1926</b>	<b>74.1</b>	<b>1061</b>	<b>40.8</b>	<b>389</b>	<b>15.0</b>	<b>88</b>	<b>3.4</b>	<b>252</b>	<b>9.7</b>


<b>Individual Records</b>	Chris Marotta – 3 Point Field Goals (season/career) – 85/149.
<b>MVCC All-Stars</b>	Chris Marotta (1)
<b>Region 3 All-Stars</b>	Chris Marotta (1), Shakespeare Thomas (3)
<b>Team Awards</b>	Chris Marotta (MVP), Shakespeare Thomas (Coach’s Award)

**Region III All-Star – #33 Chris Marotta  
Raiders Career Leader – 3-Point Field Goals**



FMCC Raiders Basketball – History  
**1998-1999 Raiders Schedule/Results**

GAME	DATE	OPPONENT	H/A	FMCC	OPP	W/L	MVCC	NOTES (Scoring Leaders and other Highlights)
<b>1998</b>								
1	Thu Nov-05	Clinton	A					
2	Fri Nov-06		A					<b>SULLIVAN TOURNAMENT</b>
3	Sat Nov-07		A					<b>SULLIVAN TOURNAMENT</b>
4	Sun Nov-08		A					<b>SULLIVAN TOURNAMENT</b>
5	Tue Nov-10	Broome	H					
6	Sat Nov-14		A					<b>COLUMBIA-GREENE TOURNAMENT</b>
7	Sun Nov-15		A					<b>COLUMBIA-GREENE TOURNAMENT</b>
8	Tue Nov-17	JCA	H					
9	Sat Nov-21	Monroe	A					
10	Tue Nov-24	Cobleskill	H				*	
11	Wed Dec-02	Mohawk Valley	A				*	
12	Sat Dec-05	Morrisville	A				*	
13	Tue Dec-08	Jefferson	H					
14	Sat Dec-12	Finger Lakes	A					
15	Sun Dec-13	Cayuga	A					
<b>1999</b>								
16	Mon Jan-11	Herkimer	A				*	
17	Wed Jan-13	Schenectady	A				*	
18	Sat Jan-16	Hudson Valley	H				*	
19	Mon Jan-18	Columbia-Greene	H			W	*	Forfeit
20	Wed Jan-20	Adirondack	H				*	
21	Sat Jan-23	Mohawk Valley	H				*	
22	Thu Jan-28	Morrisville	H				*	
23	Sat Jan-30	Delhi	A				*	
24	Sat Feb-06	Adirondack	A				*	
25	Tue Feb-09	Schenectady	H				*	
26	Sun Feb-14	Hudson Valley	A				*	
27	Tue Feb-16	Columbia-Greene	A			W	*	Forfeit
28	Thu Feb-18	Cobleskill	A				*	
		<b>Totals</b>		<b>1926</b>		<b>14-14</b>	<b>11-5</b>	
		<b>Averages</b>		<b>74.1</b>			<b>3rd</b>	




**1997-1998 & 1998-1999  
 FMCC Raiders –  
 #32 Shakespeare Thomas**

**MVCC & Region III All-Star (1998-99)**

“Shakes”, a 6’5” forward from Midwood High School in Brooklyn was a very good all-around player, a great teammate and very easy to coach. He averaged 10.4 points, 5.3 rebounds, and shot 79.7% on Free Throws for his Raiders career; and was an excellent passer and defender.

His Son, Cameron, became an All-Star player for Columbia-Greene in 2020.



**1999-2000 FMCC Basketball (21-13) – MVCC 3<sup>rd</sup> (9-7)**

**Region III Champions – 7<sup>th</sup> in NJCAA**



*Front - Michael Moore, #22 Steve Mazier, #32 James DesRoches, #44 Captain Ray Daley, #40 Rick Sutton, Manager Joel Pasqualino  
Back - Coach Matt Beck, #34 Roderick Davis, #50 Michael Beaton, #54 Josh Tesi, #52 Dan Amell, #33 Captain Taylor Calhoun, Head Coach Tony Orapello  
Missing – Steve Lawrence, Fabio Reyes*

**1999-2000 Raiders Roster**

Name	Num	Yr	Ht	Pos	School	Home
Dan Amell	52	Fr	6'10"	C/F	Shenendehoa	Clifton Park
Michael Beaton	50	Fr	6'4"	F	Baldwin Park	Brooklyn
Taylor Calhoun *	33	So	6'2"	F	Charlotte Valley	Davenport
Raymond Daley *	44	So	6'0"	G	Sheepshead Bay	Brooklyn
Roderick Davis	34	Fr	6'4"	F	West Manhattan	Brooklyn
James DesRoches	32	Fr	5'9"	G	John Jay	Brooklyn
Chris Hrycenko	30	Fr	6'2"	G/F	Broadalbin-Perth	Perth NY
Demar James		Fr				
Jermaine James	24	So	6'0"	G	Seward Park	Harlem NY
Steve Lawrence	20	So	6'1"	G	Northville	Northville
Steve Mazier	22	Fr	5'10"	G	New Utrecht	Brooklyn
Michael Moore	23	Fr	6'3"	G	Automotive	Brooklyn
Fabio Reyes	42	Fr	6'6"	C	Richmond Hill	S. Jamaica
Rick Sutton	40	Fr	5'10"	G	St Johnsville	St Johnsville
Josh Tesi	54	Fr	7'0"	C	Gloversille	Gloversille

**Coaches:** Head Coach Tony Orapello; Assistant Coach Matt Beck

### 1999-2000 Raiders Stats

1999-2000	G	FGA	FGM	%	FGA3	FGM3	%	FTA	FTM	%	PTS	PPG	REB	RPG	AST	APG	BLK	BPG	STL	SPG
Michael Beaton	31	370	213	57.6	3	0	0.0	202	126	62.4	552	17.8	400	12.9	37	1.2	34	1.1	37	1.2
Taylor Calhoun	33	362	128	35.4	178	54	30.3	130	85	65.4	395	12.0	234	7.1	112	3.4	23	0.7	23	0.7
Steve Mazier	33	299	108	36.1	91	31	34.1	113	77	68.1	324	9.8	96	2.9	175	5.3	0	0.0	56	1.7
Raymond Daley	33	314	108	34.4	62	12	19.4	105	74	70.5	302	9.2	112	3.4	83	2.5	3	0.1	63	1.9
Roderick Davis	33	202	105	52.0	0	0	0.0	68	40	58.8	250	7.6	211	6.4	36	1.1	13	0.4	23	0.7
Dan Amell	34	257	91	35.4	14	3	21.4	35	24	68.6	209	6.1	252	7.4	37	1.1	136	4.0	10	0.3
Michael Moore	15	69	29	42.0	23	8	34.8	12	8	66.7	74	4.9	54	3.6	23	1.5	8	0.5	18	1.2
Rick Sutton	12	54	22	40.7	32	8	25.0	10	7	70.0	59	4.9	13	1.1	1	0.1	0	0.0	4	0.3
Chris Hrycenko	6	32	11	34.4	26	7	26.9	2	0	0.0	29	4.8	11	1.8	9	1.5	0	0.0	4	0.7
Demar James	3	15	5	33.3	3	0	0.0	4	3	75.0	13	4.3	6	2.0	1	0.3	0	0.0	2	0.7
Josh Tesi	27	109	51	46.8	0	0	0.0	32	14	43.8	116	4.3	108	4.0	16	0.6	51	1.9	8	0.3
Jermaine James	8	40	9	22.5	9	1	11.1	35	15	42.9	34	4.3	16	2.0	46	5.8	1	0.1	24	3.0
James DesRoches	25	62	24	38.7	18	7	38.9	19	9	47.4	64	2.6	33	1.3	45	1.8	0	0.0	28	1.1
Steve Lawrence	3	2	2	100.0	0	0	0.0	2	0	0.0	4	1.3	3	1.0	0	0.0	0	0.0	1	0.3
Fabio Reyes	6	5	2	40.0	0	0	0.0	2	0	0.0	4	0.7	10	1.7	1	0.2	1	0.2	0	0.0
Other											62									
<b>TOTALS</b>	<b>34</b>	<b>2192</b>	<b>908</b>	<b>41.4</b>	<b>459</b>	<b>131</b>	<b>28.5</b>	<b>771</b>	<b>482</b>	<b>62.5</b>	<b>2491</b>	<b>73.3</b>	<b>1559</b>	<b>45.9</b>	<b>622</b>	<b>18.3</b>	<b>270</b>	<b>7.9</b>	<b>301</b>	<b>8.9</b>
Opponents	34										2398	70.5								

<b>Team Records</b>	Blocked Shots – 252 total and 8.1 average.
<b>Individual Records</b>	Dan Amell – Blocked Shots (season) – Total/Average – 124/4.0.
<b>MVCC All-Stars</b>	Michael Beaton (1)
<b>Region 3 All-Stars</b>	Michael Beaton (1) (Tournament), Steve Mazier (Tournament-MVP)
<b>All-American</b>	Michael Beaton (3) (Tournament)
<b>Team Awards</b>	Michael Beaton (MVP), Taylor Calhoun (Coach’s Award)

\* Michael Beaton led the Nation in Rebounding



### 1999-2000 & 2000-2001 FMCC Raiders – #50 Michael Beaton

Two-Time: MVCC All-Star, Region III All-Star, and All-American

1999-2000 Averages: 17.8 Points, 12.9 Rebounds, 57.6% FG, 1.1 Blocks, 1.2 Steals.

2000-2001 Averages: 21.6 Points, 15 Rebounds, 59.8% FG, 1.1 Blocks, 1.0 Steals.

Michael was a 6’4” forward from Baldwin Park High in Brooklyn. His play was the primary force behind the Raiders 1999-2000 Region III Championship. He was an outstanding athlete that was an excellent scorer and a great rebounder (leading the NJCAA twice). His was one of the most successful careers in Raiders’ history, finishing as the school’s all-time rebound leader and second in points scored and the only two-time All-American.




**1999-2000 Raiders Schedule/Results**

GAME	DATE	OPPONENT	H/A	FMCC	OPP	W/L	MVCC	NOTES (Scoring Leaders and other Highlights)
<b>1999</b>								
1	Thu Nov-04	Clinton	H	86	79	W		Roderick Davis: 21 Pts; Taylor Calhoun: 16 Pts
2	Sat Nov-06	TCI	A	75	45	W		<b>SULLIVAN TOURNAMENT</b> Calhoun: 17 Pts; Josh Tesi: 12 Pts/5 Blks
3	Sun Nov-07	Sullivan	A	66	92	L		<b>SULLIVAN TOURNAMENT</b> Calhoun: 22 Pts; Steve Mazier: 10 Pts
4	Tue Nov-09	Broome	A	80	67	W		Michael Beaton: 27 Pts; Calhoun: 16 Pts
5	Sat Nov-13	Finger Lakes	A	73	70	W		<b>COLUMBIA-GREENE TOURNAMENT</b> Calhoun: 27 Pts; Dan Amell: 14 Pts
6	Sun Nov-14	Sullivan	A	64	80	L		<b>COLUMBIA-GREENE TOURNAMENT</b> Beaton: 20 Pts; Chris Hrycenko: 10 Pts
7	Tue Nov-16	JCA	A	78	70	W		Beaton: 25 Pts; Calhoun: 12 Pts
8	Sat Nov-20	Monroe	H	67	89	L		Davis: 14 Pts; James Desroches: 11 Pts
9	Tue Nov-23	Cobleskill	A	81	84	L	*	Ray Daley: 21 Pts; Beaton: 18 Pts
10	Thu Dec-02	Mohawk Vally	H	74	79	L	*	Mazier: 20 Pts; Beaton: 17 Pts
11	Sat Dec-04	Morrisville	H	93	83	W	*	Beaton: 23 Pts; Calhoun: 16 Pts; Mazier: 15 Pts
12	Tue Dec-07	Jefferson	A	53	70	L		Beaton: 21 Pts
13	Thu Dec-09	JCA	H	64	63	W		Beaton: 20 Pts
14	Sat Dec-11	Finger Lakes	H	91	62	W		Beaton: 22 Pts; Michael Moore: 16 Pts
15	Sun Dec-12	Cayuga	H	81	74	W		Beaton: 21 Pts; Calhoun: 20 Pts
<b>2000</b>								
16	Mon Jan-10	Herkimer	H	60	64	L	*	Beaton: 19 Pts; Mazier: 13 Pts
17	Wed Jan-12	Schenectady	A	83	69	W	*	<b>Beaton: 32 Pts</b> ; Daley: 16 Pts
18	Sat Jan-15	Hudson Valley	A	60	70	L	*	Mazier: 12 Pts; Beaton: 11 Pts
19	Mon Jan-17	Columbia-Greene	A	69	71	L	*	Beaton: 27 Pts; Daley: 12 Pts
20	Wed Jan-19	Adirondack	A	78	70	W	*	Beaton: 19 Pts; Davis: 12 Pts
21	Sat Jan-22	Mohawk Vally	A	65	74	L	*	Beaton: 20 Pts; Daley: 13 Pts
22	Sat Jan-29	Delhi	H	74	53	W	*	Beaton: 23 Pts; Daley/Tesi: 10 Pts

**Continued on Next Page**

FMCC Raiders Basketball – History  
**1999-2000 Raiders Schedule/Results (Continued)**

GAME	DATE	OPPONENT	H/A	FMCC	OPP	W/L	MVCC	NOTES (Scoring Leaders and other Highlights)
	<b>2000</b>							
23	Fri Feb-05	Adirondack	H	88	60	W	*	Beaton: 28 Pts; Davis: 13 Pts
24	Tue Feb-08	Schenectady	H	65	67	L	*	Daley: 17 Pts; Beaton: 12 Pts
25	Thu Feb-10	Morrisville	A	84	65	W	*	Daley: 20 Pts; Davis: 17 Pts
26	Sun Feb-13	Hudson Valley	H	70	61	W	*	Beaton: 15 Pts; Daley/Tesi: 12 Pts
27	Tue Feb-15	Columbia-Greene	H	72	63	W	*	Davis: 16 Pts; Daley: 14 Pts
28	Wed Feb-16	Cobleskill	H	68	66	W	*	Beaton/Tesi: 16 Pts; Rick Sutton: 14 Pts
29	Fri Feb-25	Coming	A	70	67	W		<b>D3 Regionals at Cobleskill</b> Mazier: 17 Pts; Calhoun: 14 Pts; Davis/Tesi: 10 Pts
30	Sat Feb-26	Mohawk Vally	A	59	57	W		<b>D3 Regionals at Cobleskill</b> Calhoun: 15 Pts; Davis: 11 Pts; Mazier: 10 Pts
31	Sun Feb-27	Hudson Valley	A	79	65	W		<b>D3 Regionals at Cobleskill - Finals</b> Mazier: 20 Pts; Beaton: 18 Pts; Amell/Calhoun: 12 Pts
								<b>Region 3 Tournament All-Stars:</b> Steve Mazier (MVP), Michael Beaton
32	Thu Mar-09	Anoka-Ramsey	A	62	94	L		<b>D3 Nationals at Delhi</b> Calhoun: 16 Pts; Beaton: 15 Pts/12 Reb; Mazier: 14 Pts
33	Fri Mar-10	Farmingdale	A	77	79	L		<b>D3 Nationals at Delhi</b> Calhoun: 19 Pts; Mazier: 18 Pts; Beaton: 17 Pts
34	Sat Mar-11	Montgomery	A	82	76	W		<b>D3 Nationals at Delhi</b> Beaton: 22 Pts/10 Reb; Calhoun: 18 Pts; Davis: 12 Pts
								<b>NJCAA Tournament All-Stars:</b> Michael Beaton
		<b>Totals</b>		<b>2491</b>	<b>2398</b>	<b>21-13</b>	<b>9-7</b>	
		<b>Averages</b>		<b>73.3</b>	<b>70.5</b>	<b>1st</b>	<b>4th</b>	



**1999-2000 FMCC Raiders – Twin Towers**  
**#54 Josh Tesi - #52 Dan Amell**

The biggest tandem in FMCC history, Tesi (7'0") and Amell (6'10") were a formidable defensive presence for the 1999-2000 Raiders, blocking shots in record numbers and generally controlling the paint and intimidating opposing shooters.

Tesi was unavailable to play in the NJCAA Tournament; and his absence definitely hindered the Raiders' chances to win a National Championship.

Josh returned to the Raiders for the 2002-2003 season and was selected All-Conference. He averaged 9.0 points and 11.7 rebounds, and played his usual great defense as the Raiders compiled an impressive 24-8 record.



**1999-2000 FMCC Raiders – Celebrate their Region III Tournament Championship**

The Raiders were long known as a man-to-man defensive team that utilized speedy guards and athletic forwards to pressure opposing teams full-court. This team, however, was not built that way. After a mediocre start Coach Orapello decided to employ a new strategy, taking advantage of the type of talent this team had. He went to a 1-2-2-zone defense that featured his two centers playing at the same time, 7'0" Gloversville NY High School star Josh Tesi and 6'10" Shenendehowa High School star Dan Amell. Tesi would play at the top of the zone, harassing shooters with his long wingspan. At the same time, Amell and 6'4" All-American forward Michael Beaton defended the paint. Amell set new Raiders' records for blocked shots; and Beaton, with his great quickness and jumping ability, hauled down most of the missed shots, leading the nation in rebounding. The guards played the wings, using their speed to quickly closeout on shooters. The new defense sent the Raiders on a winning tear all the way to the Region III Championship. Point guard Steve Mazier led the way in the Regionals, earning MVP honors, while Michael Beaton also was also named to the All-Tournament team.

**1999-2000 & 2000-2001 FMCC Raiders  
#22 Steve Mazier**

Two-Time: MVCC All-Star  
2000 Region III D3 Tournament MVP  
Region III All-Star – 2000-2001

Career Averages: 11 points, 6.3 assists, 1.6 steals

Steve, a 5'10" guard from New Utrecht High School in Brooklyn, was one of the great point-guards in Raiders history, rising to the occasion in the biggest moments with a key basket, assist, or steal. He finished his FMCC career as one of the top three in total assists.



**2000-2001 FMCC Basketball (18-11) – MVCC (11-5)**




*Front - #10 Nate Bilow, #22 Captain Steve Mazier, #33 Marquis Hyslop, #20 Satchel Andrew,  
Back - #50 Captain Michael Beaton, #44 Rick Sutton, #54 James King, #34 Tim Jones, #52 Todd Wheaton,  
Missing – Head Coach Tony Orapello, Coach Marc Eglin*

**2000-2001 Raiders Roster**


Name	Num	Yr	Ht	Pos	School	Home
Satchel Andrew	20	Fr	6'2"	F	Erasmus Hall	Brooklyn NY
Michael Beaton *	50	So	6'5"	F	Baldwin Park	Brooklyn NY
Nate Bilow	10	Fr	6'1"	G		Chateaugay NY
Marquis Hyslop	33	Fr	5'8"	G		New Haven CT
Tim Jones	34	Fr	6'3"	F	Johnstown	Johnstown NY
James King	54	Fr	6'4"	F		Kingston NY
Steve Mazier *	22	So	5'11"	G	New Utrecht	Brooklyn NY
Rick Sutton	44	So	5'10"	G	St Johnsville	St Johnsville NY
Todd Wheaton	52	Fr	6'2"	F	Gloversville	Gloversville NY

**Coaches:** *Head Coach Tony Orapello*



Fulton-Montgomery Community College basketball coach Tony Orapello, right, will be relying on these four players to play key roles for the Raiders this season. From left are Garritt Stowell, Tom Jones, Michael Beaton and Rick Sutton.

BRUCE SQUIERS Gazette Photographer




Michael Beaton (50) of Fulton-Montgomery Community College leaps high above two Hudson Valley Community College players in Thursday's game. The Leader-Herald/Bill Trojan



BRUCE SQUIERS Gazette Photographer  
Michael Beaton, right, an All-American last season, tips off against Jason Willis of Sage-Junior College of Albany in Tuesday night's game at F-MCC.

## 2-Time All-American – #50 Michael Beaton



# FMCC Raiders Basketball – History


## 2000-2001 Raiders Stats

(Incomplete – 7 Games Missing, No Blocked Shots Data)

Name	G	FGA	FGM	%	FGA3	FGM3	%	FTA	FTM	%	PTS	PPG	REB	RPG	AST	APG	STL	SPG
Michael Beaton *	22	293	187	63.8	0	0	0.0	169	101	59.8	475	21.6	347	15.8	40	1.8	22	1.0
Steve Mazier *	22	235	88	37.4	81	25	30.9	105	78	74.3	279	12.7	87	4.0	167	7.6	32	1.5
Rick Sutton	22	211	82	38.9	140	53	37.9	31	25	80.6	242	11.0	35	1.6	14	0.6	9	0.4
Satchel Andrew	22	183	83	45.4	56	18	32.1	53	31	58.5	215	9.8	123	5.6	38	1.7	35	1.6
Nate Bilow	22	167	65	38.9	69	25	36.2	31	20	64.5	175	8.0	56	2.5	39	1.8	16	0.7
Todd Wheaton	21	109	47	43.1	24	8	33.3	18	14	77.8	116	5.5	101	4.8	27	1.3	15	0.7
Tim Jones	22	106	45	42.5	13	5	38.5	15	12	80.0	107	4.9	114	5.2	28	1.3	12	0.5
James King	22	44	24	54.5	0	0	0.0	7	5	71.4	53	2.4	51	2.3	4	0.2	3	0.1
Marquis Hyslop	22	24	13	54.2	7	5	71.4	4	4	100.0	35	1.6	4	0.2	18	0.8	7	0.3
	<b>22</b>	<b>1372</b>	<b>634</b>	<b>46.2</b>	<b>390</b>	<b>139</b>	<b>35.6</b>	<b>433</b>	<b>290</b>	<b>67.0</b>	<b>1697</b>	<b>77.1</b>	<b>918</b>	<b>41.7</b>	<b>375</b>	<b>17.0</b>	<b>151</b>	<b>6.9</b>

<b>Team Records</b>	None
<b>Individual Records</b>	Michael Beaton – Rebounds – Average Season/Career (15.8/14.1); Rebounds – Total Career (747); Points Scored – Career (1027) – 5 <sup>th</sup> All-Time. Steve Mazier – Assists – Total Career (342) – 3 <sup>rd</sup> All-Time; Triple-Double v Morrisville – 14 Pts / 10 Reb / 10 Ast (1/23/2001). <i>(Totals are with 7 games missing from stats)</i>
<b>MVCC All-Stars</b>	Michael Beaton (1), Steve Mazier (1)
<b>Region 3 All-Stars</b>	Michael Beaton (1), Steve Mazier (3)
<b>All-American</b>	Michael Beaton (3)
<b>Team Awards</b>	Michael Beaton (MVP), Steve Mazier (Coach’s Award)

\* Michael Beaton led the Nation in Rebounding for the 2<sup>nd</sup> consecutive year.



Leader-Herald/Spencer Tullis

Michael Beaton (50) of Fulton-Montgomery Community College waits for a rebound in Thursday’s game.



The Leader-Herald/Harold Laird



Satchel Andrew of FMCC drives past MVCC’s Gerald Brady.

FMCC Raiders Basketball – History  
**2000-2001 Raiders Schedule/Results**

GAME	DATE	OPPONENT	H/A	FMCC	OPP	W/L	MVCC	NOTES (Scoring Leaders and other Highlights)
<b>2000</b>								
1	Fri Nov-03	Genesee	A	86	94	L		
2	Tue Nov-07	Broome	H	75	72	W		
3	Sat Nov-11	Nassau	A	100	102	L		<b>COLUMBIA-GREENE TOURNAMENT</b>
4	Sun Nov-12	Columbia-Greene	A	80	89	L		<b>COLUMBIA-GREENE TOURNAMENT</b>
5	Tue Nov-14	JCA	H	66	69	L		
6	Sat Nov-18	Monroe	A	72	100	L		
7	Tue Nov-21	Cobleskill	H	82	85	L	*	
8	Sat Dec-02	Morrisville	H	86	78	W	*	
9	Tue Dec-05	Jefferson	H	75	74	W		
10	Thu Dec-07	Mohawk Valley	A	60	80	L	*	
11	Sat Dec-09	Finger Lakes	A	87	86	W		
12	Sun Dec-10	Cayuga	A	89	88	W		
13	Wed Dec-13	Clinton	A	103	74	W		
14	Sat Dec-16	FIT	A	106	96	W		
<b>2001</b>								
15	Wed Jan-10	Schenectady	H	72	61	W	*	
16	Mon Jan-15	Columbia-Greene	A	93	61	W	*	
17	Wed Jan-17	Adirondack	A	79	62	W	*	
18	Sat Jan-20	Mohawk Valley	H	77	66	W	*	
19	Tue Jan-23	Morrisville	A	71	54	W	*	
20	Sat Jan-27	Delhi	A	60	76	L	*	
21	Sat Feb-03	Adirondack	H	76	62	W	*	
22	Tue Feb-06	Schenectady	A	74	69	W	*	
23	Thu Feb-08	Hudson Valley	H	62	61	W	*	
24	Sun Feb-11	Hudson Valley	A	60	83	L	*	
25	Thu Feb-15	Cobleskill	A	72	68	W	*	
26	Sat Feb-17	Columbia-Greene	H	101	70	W	*	
27	Mon Feb-19	Herkimer	A	75	77	L	*	
	Sat Feb-24							<b>CONFERENCE CHAMPIONSHIP</b>
	Tue Feb-27							<b>SUB-REGIONAL</b>
28	Fri Mar-02	Regionals				W		<b>D3 Regionals</b>
29	Sat Mar-03	Regionals				L		<b>D3 Regionals - Semi-Finals</b>
		<b>Totals</b>		<b>2139</b>	<b>2057</b>	<b>18-11</b>	<b>11-5</b>	
		<b>Averages</b>		<b>79.2</b>	<b>76.2</b>		<b>3rd</b>	



## 2000-2001 Raiders





**2001-2002 FMCC Basketball (9-19) – MVCC (4-12)**

**2001-2002 Raiders Roster**

Name	Num	Yr	Ht	Pos	School	Home
Satchel Andrew *	5	So	6'2"	F	Erasmus Hall	Brooklyn NY
Nate Bilow	4	So	6'1"	G	Chateaugay	Chateaugay NY
Tiquawn Cannady	50	Fr	6'4"	F	New Utrecht	Brooklyn NY
Emond Finn	23	Fr	6'3"	F	New Utrecht	Brooklyn NY
Will Gamble						
Kelvin Gomez						
Marquis Hyslop	33	So	5'8"	G		New Haven CT
Curtis John	22	Fr	6'4"	F	South Shore	Brooklyn NY
Tim Jones *	34	So	6'3"	F	Johnstown	Johnstown NY
Chris Kolesnikov						
Alexis Rivero	11	Fr	5'9"	G	New Utrecht	Brooklyn NY
Garritt Stowell	0	So	5'10"	G	St Johnsville	St Johnsville NY
Todd Wheaton	52	So	6'2"	F	Gloversville	Gloversville NY

**Coaches:** *Head Coach* Tony Orapello

**2001-2002 Raiders Stats**

(Incomplete Data – 1 Game Missing – No Blocked Shots Data)


Name	G	FGA	FGM	%	FGA3	FGM3	%	FTA	FTM	%	PTS	PPG	REB	RPG	AST	APG	STL	SPG
Curtis John	25	316	165	52.2	26	11	42.3	158	74	46.8	415	16.6	245	9.8	83	3.3	43	1.7
Emond Finn	23	296	142	48.0	122	45	36.9	53	36	67.9	365	15.9	102	4.4	42	1.8	45	2.0
Tiquawn Cannady	25	254	139	54.7	25	7	28.0	64	46	71.9	331	13.2	193	7.7	22	0.9	29	1.2
Nate Bilow	21	225	97	43.1	86	26	30.2	59	44	74.6	264	12.6	70	3.3	115	5.5	26	1.2
Satchel Andrew *	23	232	103	44.4	54	13	24.1	75	45	60.0	264	11.5	113	4.9	117	5.1	33	1.4
Todd Wheaton	26	186	89	47.8	80	28	35.0	38	22	57.9	228	8.8	95	3.7	42	1.6	18	0.7
Alexis Rivero	25	91	42	46.2	32	14	43.8	37	25	67.6	123	4.9	65	2.6	93	3.7	51	2.0
Garritt Stowell	24	114	36	31.6	88	28	31.8	27	18	66.7	118	4.9	35	1.5	58	2.4	15	0.6
Tim Jones *	2	4	3	75.0	0	0	0.0	0	0	0.0	6	3.0	9	4.5	2	1.0	0	0.0
Will Gamble	6	13	5	38.5	5	1	20.0	8	6	75.0	17	2.8	12	2.0	4	0.7	7	1.2
Marquis Hyslop	5	19	3	15.8	6	1	16.7	7	4	57.1	11	2.2	7	1.4	10	2.0	2	0.4
Kelvin Gomez	6	8	3	37.5	2	1	50.0	4	4	100.0	11	1.8	4	0.7	2	0.3	1	0.2
Chris Kolesnikov	4	1	1	100.0	1	1	100.0	0	0	0.0	3	0.8	5	1.3	0	0.0	0	0.0
	<b>27</b>	<b>1759</b>	<b>828</b>	<b>47.1</b>	<b>527</b>	<b>176</b>	<b>33.4</b>	<b>530</b>	<b>324</b>	<b>61.1</b>	<b>2156</b>	<b>79.9</b>	<b>955</b>	<b>35.4</b>	<b>590</b>	<b>21.9</b>	<b>270</b>	<b>10.0</b>
Opponents	27										2359	87.4						

<b>Team Records</b>	None
<b>Individual Records</b>	None
<b>MVCC All-Stars</b>	
<b>Region 3 All-Stars</b>	
<b>Team Awards</b>	Curtis John (MVP), Satchel Andrew (Coach's Award)


### 2001-2002 Raiders Schedule/Results

GAME	DATE	OPPONENT	H/A	FMCC	OPP	W/L	MVCC	NOTES (Scoring Leaders and other Highlights)
<b>2001</b>								
1	Sat 03-Nov	Genesee	H	72	97	L		
2	Tue 06-Nov	Broome	A	77	99	L		
3	11-10--01	Columbia-Greene	A	84	82	W		<b>COLUMBIA-GREENE TOURNAMENT</b>
4	Sun 11-Nov	Nassau	A	72	107	L		<b>COLUMBIA-GREENE TOURNAMENT</b> Emond Finn: 30 Pts
5	Sat 17-Nov	Monroe	H	78	113	L		
6	Tue 20-Nov	Cobleskill	A	77	89	L	*	
7	Tue 27-Nov	Dutchess	H	99	88	W		
8	Thu 29-Nov	JCA	A	72	111	L		
9	Sat 01-Dec	Clinton	H	115	67	W		
10	Tue 04-Dec	Jefferson	H	83	91	L		
11	Thu 06-Dec	Mohawk Valley	A	74	104	L	*	
12	Sat 08-Dec	Finger Lakes	H			W		Forfeit
13	Sun 09-Dec	Cayuga	H	113	99	W		Emond Finn: 32 Pts
14	Wed 12-Dec	Morrisville	A	79	91	L	*	
<b>2002</b>								
15	Wed 09-Jan	Schenectady	A	86	89	L	*	Curtis John: 28 Pts
16	Wed 16-Jan	Adirondack	A	84	74	W	*	
17	Sat 19-Jan	Mohawk Valley	H	77	98	L	*	
18	Tue 22-Jan	Morrisville	H	83	91	L	*	
19	Sat 26-Jan	Delhi	H	76	111	L	*	
20	Tue 29-Jan	Columbia-Greene	H	82	77	W	*	Curtis John: 28 Pts
21	Thu 31-Jan	Hudson Valley	A	65	98	L	*	
22	Sat 02-Feb	Adirondack	H	97	72	W	*	Emond Finn: 30 Pts
23	Tue 05-Feb	Schenectady	H	77	82	L	*	
24	Sun 10-Feb	Hudson Valley	H	64	98	L	*	
25	Tue 12-Feb	Herkimer	H	69	72	L	*	
26	Sat 16-Feb	Columbia-Greene	A	84	67	W	*	
27	Tue 19-Feb	Cobleskill	H	51	78	L	*	
28	Sat 23-Feb	Hudson Valley	A	83	86	L		<b>Conference Playoff</b>
<b>Totals</b>				<b>2173</b>	<b>2431</b>	<b>9-19</b>	<b>4-12</b>	
<b>Averages</b>				<b>80.5</b>	<b>90.0</b>			

### Satchel Andrew



**2002-2003 FMCC Basketball (24-8) – MVCC (14-4 2<sup>nd</sup>)**



**Front:** #23 *Captain* Emond Finn, #32 Dan Philgene, #12 Jeremy Smalls, #11 *Captain* Alexis Rivero, #44 Kaysohn Darnell, #40 Kevon Morrison, #5 Dwight McNabb;  
**Back:** *Manager* Josh Darling, *Coach* Luther Reid, #22 *Captain* Curtis John, #52 Efrain Morales, #50 Josh Tesi, #20 Shawn Brown, #30 Mike Kelly, *Coach* Marc Eglin;  
**Missing:** *Head Coach* Tony Orapello, #33 Taiwo Hamilton

**2002-2003 Raiders Roster**

Name	Num	Yr	Ht	Pos	School	Home
Shawn Brown	20	Fr	6'4"	F	Boy & Girls	Brooklyn NY
Kaysohn Darnell	44	Fr	6'0"	G	Van Arsdale	Brooklyn NY
Emond Finn *	23	So	6'3"	F	New Utrecht	Brooklyn NY
Taiwo Hamilton	33					
Chris Hill						
Curtis John *	22	So	6'4"	F	South Shore	Brooklyn NY
Jamaal Johnson						
Mike Kelly	30	Fr	6'5"	F	Sheepshead	Brooklyn NY
Dwight McNabb	5	Fr	6'1"	G	Wagner	Staten Island NY
Efrain Morales	52	Fr	6'5"	F	Grand St	Brooklyn NY
Kevon Morrison	40	Fr	6'3"	F	South Shore	Brooklyn NY
Yuki Nishikawa						
Dan Philogene	32	Fr	6'5"	F	Bayshore	Bayshore NY
Alexis Rivero *	11	So	5'9"	G	New Utrecht	Brooklyn NY
Jeremy Smalls	12	Fr	6'1"	G	Curtis	Staten Island NY
Dean Smith						
Josh Tesi	50	So	7'0"	C	Gloversville	Gloversville NY


**Coaches:** *Head Coach* Tony Orapello; *Assistant Coaches* Mark Eglin, Luther Reid

**2002-2003 Raiders Stats**

(Incomplete – 2 Games Missing, No Blocked Shots Data)

Name	G	FGA	FGM	%	FGA3	FGM3	%	FTA	FTM	%	PTS	PPG	REB	RPG	AST	APG	STL	SPG
Emond Finn *	30	413	194	47.0	179	66	36.9	76	50	65.8	504	16.8	85	2.8	99	3.3	46	1.5
Curtis John *	30	285	148	51.9	43	20	46.5	150	95	63.3	411	13.7	230	7.7	126	4.2	38	1.3
Mike Kelly	27	221	109	49.3	27	10	37.0	53	33	62.3	261	9.7	232	8.6	42	1.6	26	1.0
Taiwo Hamilton	22	170	66	38.8	86	38	44.2	54	37	68.5	207	9.4	88	4.0	62	2.8	41	1.9
Efrain Morales	6	38	21	55.3	0	0	0.0	17	14	82.4	56	9.3	42	7.0	7	1.2		0.0
Josh Tesi	26	225	99	44.0	0	0	0.0	77	36	46.8	234	9.0	303	11.7	37	1.4	22	0.8
Dwight McNabb	24	131	52	39.7	45	10	22.2	37	21	56.8	135	5.6	39	1.6	51	2.1	10	0.4
Jeremy Smalls	11	42	23	54.8	14	6	42.9	10	9	90.0	61	5.5	19	1.7	12	1.1	9	0.8
Shawn Brown	26	117	63	53.8	0	0	0.0	24	16	66.7	142	5.5	108	4.2	19	0.7	10	0.4
Alexis Rivero *	29	141	59	41.8	50	18	36.0	32	20	62.5	156	5.4	87	3.0	117	4.0	39	1.3
Kaysohn Darnell	12	30	25	83.3	2	1	50.0	11	5	45.5	56	4.7	19	1.6	32	2.7	7	0.6
Yuki Nishikawa	3	12	4	33.3	9	3	33.3			0.0	11	3.7	2	0.7	2	0.7	3	1.0
Kevon Morrison	17	54	25	46.3	11	2	18.2	13	7	53.8	59	3.5	47	2.8	14	0.8	11	0.6
Chris Hill	1	4	1	25.0	2	1	50.0			0.0	3	3.0		0.0		0.0		0.0
Dan Philogene	21	62	22	35.5	8	4	50.0	21	8	38.1	56	2.7	95	4.5	15	0.7	7	0.3
Jamaal Johnson	1	2	1	50.0	0	0	0.0			0.0	2	2.0	3	3.0		0.0		0.0
Dean Smith	1	2	1	50.0	0	0	0.0			0.0	2	2.0	2	2.0	1	1.0		0.0
Others											62							
	<b>30</b>	<b>1949</b>	<b>913</b>	<b>46.8</b>	<b>476</b>	<b>179</b>	<b>37.6</b>	<b>575</b>	<b>351</b>	<b>61.0</b>	<b>2418</b>	<b>80.6</b>	<b>1401</b>	<b>46.7</b>	<b>636</b>	<b>21.2</b>	<b>269</b>	<b>9.0</b>
Opponents	30										2015	67.2						

<b>Team Records</b>	None
<b>Individual Records</b>	None
<b>MVCC All-Stars</b>	Curtis John, Emond Finn, Josh Tesi
<b>Region 3 All-Stars</b>	Curtis John and Emond Finn
<b>Team Awards</b>	Curtis John and Emond Finn (MVP), Alexis Rivero (Coach's Award)



**2002-2003 FMCC Raiders – Sophomores**

Emond Finn (Left), Lexi Rivero (Center), Curtis John (Right), Josh Tesi (Back)


### 2002-2003 Raiders Schedule/Results

GAME	DATE	OPPONENT	H/A	FMCC	OPP	W/L	MVCC	NOTES (Scoring Leaders and other Highlights)
<b>2002</b>								
1	Tue 05-Nov	Broome	H	74	48	W		
2	Sat 09-Nov	Suffolk	H	68	81	L		
3	Tue 12-Nov	Clinton	A	72	43	W		
4	Tue 19-Nov	Gateway	H	77	66	W		
5	Fri 22-Nov	Dutchess	A	79	69	W		
6	Sat 23-Nov	North Country	H	110	59	W		
7	Sun 24-Nov	Gateway	A	83	84	L		
8	Tue 03-Dec	Jefferson	A	81	66	W		
9	Thu 05-Dec	Mohawk Valley	A	56	67	L	*	
10	Sat 07-Dec	Finger Lakes	A	59	48	W		
11	Sun 08-Dec	JCA	H	88	77	W		
12	Sat 14-Dec	Genesee	A	122	124	L		
13	Sun 15-Dec	Cayuga	A	91	80	W		
<b>2003</b>								
14	Wed 08-Jan	Schenectady	H	74	28	W	*	<b>28 Points Allowed - TEAM RECORD (Tie)</b>
15	Sat 11-Jan	Delhi	H	70	78	L	*	
16	Wed 15-Jan	Herkimer	H	96	59	W	*	
17	Wed 15-Jan	Adirondack	H	103	73	W	*	
18	Sat 18-Jan	Mohawk Valley	H	84	58	W	*	
19	Tue 21-Jan	Morrisville	A	72	69	W	*	
20	Sat 25-Jan	Delhi	A	55	71	L	*	
21	Tue 28-Jan	Columbia-Greene	A	71	63	W	*	
22	Thu 30-Jan	Hudson Valley	H	76	68	W	*	
23	Sat 01-Feb	Adirondack	A	109	82	W	*	
24	Tue 04-Feb	Schenectady	AA	81	64	W	*	
25	Thu 06-Feb	Hudson Valley	A	72	57	W	*	
26	Thu 09-Feb	Morrisville	H	90	53	W	*	
27	Sat 11-Feb	Herkimer	A	81	67	W	*	
28	Sat 15-Feb	Columbia-Greene	H	79	76	W	*	
29	Tue 18-Feb	Cobleskill	A	79	66	W	*	
30	Sat 22-Feb	Cobleskill	H	66	71	L	*	
31	Fri 28-Feb	Cobleskill	A	67	64	W		<b>D3 Regionals</b>
32	Sat 01-Mar	Mohawk Valley	A	48	67	L		<b>D3 Regionals - Semi-Finals</b>
<b>Totals</b>				<b>2533</b>	<b>2146</b>	<b>24-8</b>	<b>14-4</b>	
<b>Averages</b>				<b>79.2</b>	<b>67.1</b>		<b>2nd</b>	



#### All-Stars –

**#22 Curtis John**  
**#23 Emond Finn**  
**#50 Josh Tesi**



2002-2003 Raiders



FMCC Raiders Basketball – History  
2002-2003 Raiders



FMCC Raiders Basketball – History  
**2003-2004 FMCC Basketball (11-15) – MVCC (9-7)**


**2003-2004 Raiders Roster**

Name	Num	Yr	Ht	Pos	School	Home
Brian Alleyne	42	So	5'11"	G		Staten Island NY
Shawn Brown *	20	So	6'5"	F	Boys & Girls	Brooklyn NY
Shawn Clemons						
Brian Covington						
Allan Keen	4	Fr	6'1"	G	Spanish River	Boca Raton FL
Ryan Larow	40	Fr	6'0"	F	Gloversville	Gloversville NY
Dwight McNabb	11	So	6'1"	G	Curtis	Staten Island NY
Dan Ortiz	35	So	6'0"	G		Brooklyn NY
Devon Patton						
Tim Romero	30	Fr	6'1"	G	Lincoln	Brooklyn NY
Deshawn Summers	12	Fr	5'10"	G	Lincoln	Brooklyn NY
Art Valentine *	32	So	6'7"	F	Thurgood Marshall	Harlem NY
Greg Whyte						
Chris Wiltey	10	Fr	5'10"	G	Fonda-Fultonville	Fonda NY

*Coaches: Head Coach Tony Orapello; Assistant Coach Mark Eglin*

**2003-2004 Raiders Stats**  
(No Data)

<b>MVCC All-Stars</b>	
<b>Region 3 All-Stars</b>	
<b>Team Awards</b>	Shawn Brown (Coach's Award)



**2003-2004 Raiders' Captains:**  
**#32 Arthur Valentine and #20 Shawn Brown**



**2003-2004 Raiders Schedule/Results**

<b>GAME</b>	<b>DATE</b>	<b>OPPONENT</b>	<b>H/A</b>	<b>FMCC</b>	<b>OPP</b>	<b>W/L</b>	<b>MVCC</b>	<b>NOTES (Scoring Leaders and other Highlights)</b>
<b>2003</b>								
1	Sun 02-Nov	Monroe	H	67	94	L		
2	Tue 04-Nov	Broome	A	74	78	L		
3	Fri 07-Nov	Queensborough	A	67	82	L		
4	Sat 08-Nov	Suffolk	A	48	102	L		
5	Sun 16-Nov	Monroe	A	77	109	L		
6	Sat 22-Nov	Dutchess	H	80	83	L		
7	Tue 02-Dec	Jefferson	H	83	68	W		
8	Thu 04-Dec	Mohawk Valley	A	63	75	L	*	
9	Wed 10-Dec	Clinton	H	102	96	W		
10	Sat 13-Dec	Genesee	H	71	82	L		
<b>2004</b>								
11	Wed 07-Jan	Schenectady	A	64	63	W	*	
12	Sat 10-Jan	Delhi	A	90	67	W	*	
13	Wed 14-Jan	Adirondack	H	109	64	W	*	
14	Sat 17-Jan	Mohawk Valley	H	56	75	L	*	
15	Tue 20-Jan	Morrisville	H	93	73	W	*	
16	Sat 24-Jan	Delhi	H	87	83	W	*	
17	Thu 29-Jan	Cayuga	H	66	75	L		
18	Sat 31-Jan	Adirondack	A	89	77	W	*	
19	Tue 03-Feb	Schenectady	H	85	96	L	*	
20	Thu 05-Feb	Hudson Valley	H	80	84	L	*	
21	Sun 08-Feb	Morrisville	A	82	74	W	*	
22	Tue 10-Feb	Herkimer	H	83	74	W	*	
23	Sat 14-Feb	Columbia-Greene	A	66	65	W	*	
24	Tue 17-Feb	Cobleskill	H	62	80	L	*	
25	Thu 19-Feb	Hudson Valley	A	69	79	L	*	
26	Sat 21-Feb	Cobleskill	A			L	*	
<b>Totals</b>				<b>1913</b>	<b>1998</b>	<b>11-15</b>	<b>9-7</b>	
<b>Averages</b>				<b>76.5</b>	<b>79.9</b>		<b>4th</b>	

**2004-2005 FMCC Basketball (18-11) – MVCC (11-7)**




**2004-2005 Raiders Roster**

Name	Num	Yr	Ht	Pos	School	Home
Kris Carter	11	Fr	6'1"	G	South Shore	Brooklyn NY
Liam Fahy	33	Fr	6'6"	F		Rockland
Daichi Fukui	35	Fr	5'7"	G	Shonan	Japan
Aaron Gadson	52	Fr	6'3"	F		Brooklyn NY
Zacharry Hunter	50	Fr	6'4"	F		NYC
Derek Jones	53	Fr	5'10"	G		Harlem NY
Ali Mansour	22	Fr	5'10"	G		Brooklyn NY
Efrain Morales	54	So	6'6"	F	Grand St	Brooklyn NY
James O'Brien	40	Fr	6'4"	F	Warrensburg	Warrensburg NY
Mike Powell	44	Fr	5'9"	G	Lasalle	Bronx NY
Tim Romero	20	So	6'2"	G	Lincoln	Brooklyn NY
Jeremy Smalls	23	So	6'1"	G	Curtis	Staten Island NY
Jon Suero	42	Fr	6'7"	F		NYC
Deshawn Summers	12	So	5'11"	G	Lincoln	Brooklyn NY
Jeff Summers	00	Fr	6'4"	F	Corinth	Corinth NY
Derrell Thomas	30	Fr	5'11"	G	Manhattan Center	Manhattan NY
Jeff Walcott	32	Fr	6'3"	F	Schuylerville	Schuylerville NY


**Coaches:** Head Coach Tony Orapello; Assistant Coach Mark Eglin

**2004-2005 Raiders Stats**  
(No Data)


<b>MVCC All-Stars</b>	Jeremy Smalls, DeShawn Summers
<b>Region 3 All-Stars</b>	Jeremy Smalls
<b>Team Awards</b>	DeShawn Summers (Coach's Award)



**All-Star – Jeremy Smalls**



**JAMES O'BRIEN**



**TIM ROMERO**

**2004-2005 Raiders Schedule/Results**

<b>GAME</b>	<b>DATE</b>	<b>OPPONENT</b>	<b>H/A</b>	<b>FMCC</b>	<b>OPP</b>	<b>W/L</b>	<b>MVCC</b>	<b>NOTES (Scoring Leaders and other Highlights)</b>
	<b>2004</b>							
1	Tue 02-Nov	Broome	H	87	68	W		
2	Sat 06-Nov	Monroe	H	70	84	L		
3	Fri 12-Nov	Finger Lakes	H	90	74	W		
4	Sat 13-Nov	Dutchess	A	96	86	W		
5	Sat 20-Nov	Genesee	A	70	69	W		
6	Sun 21-Nov	Cayuga	A	67	66	W		
7	Tue 30-Nov	Jefferson	A	78	82	L		
8	Thu 02-Dec	Mohawk Valley	A	85	89	L	*	
9	Sun 05-Dec	Monroe	A	70	91	L		
10	Wed 08-Dec	Clinton	A	85	72	W		
11	Sat 11-Dec	Delhi	H	61	58	W	*	
	<b>2005</b>							
12	Mon 10-Jan	TC	H	81	80	W		
13	Sat 15-Jan	Hudson Valley	H	79	77	W	*	
14	Tue 18-Jan	Morrisville	A	68	70	L	*	
15	Tue 25-Jan	Columbia-Greene	A	68	87	L	*	
16	Sat 29-Jan	Adirondack	A	85	71	W	*	
17	Tue 01-Feb	Schenectady	A	80	68	W	*	
18	Thu 03-Feb	Hudson Valley	A	76	87	L	*	
19	Sat 05-Feb	Delhi	A	65	76	L	*	
20	Sun 06-Feb	Morrisville	H	82	78	W	*	
21	Tue 08-Feb	Herkimer	A	100	86	W	*	
22	Thu 10-Feb	Cobleskill	H	68	87	L	*	
23	Sat 12-Feb	Columbia-Greene	H			W	*	
24	Tue 15-Feb	Schenectady	H			W	*	
25	Sat 19-Feb	Cobleskill	A			L	*	
26	Tue 22-Feb	Adirondack	H			W	*	
27	Thu 24-Feb	Herkimer	H			W	*	
28	Sat 26-Feb	Mohawk Valley	H			W	*	
29	Fri 04-Mar	Regionals	A			L		<b>D3 Regionals - Quarter-Finals</b>
		<b>Totals</b>		<b>1711</b>	<b>1706</b>	<b>18-11</b>	<b>11-7</b>	
		<b>Averages</b>		<b>77.8</b>	<b>77.5</b>		<b>3rd</b>	

**2005-2006 FMCC Basketball (9-18) – MVCC (7-11)**


**2005-2006 Raiders Roster**

Name	Num	Yr	Ht	Pos	School	Home
Jason Charles	21	Fr	6'5"	F	South Shore	Brooklyn NY
Chadwick Francis	20	Fr	6'6"	F	Erasmus	Brooklyn NY
Daichi Fukui	3	So	5'8"	G	Shonan	Japan
Roy Howell	22	Fr	6'2"	F	Canajoharie	Canajoharie NY
Germans Indriks	52	Fr	6'6"	F	ISPS	Latvia
Reggie Leaver	12	Fr	6'3"	F	Gloversville	Gloversville NY
Josh Lebaron	30	Fr	6'0"	G	Schuylerville	Schuylerville NY
Patrick Lyga	33	Fr	6'4"	F	Johnstown	Johnstown NY
Peter Martin	44	Fr	6'2"	G	Van Arsdale	Brooklyn NY
Michael Moore	50	Fr	6'6"	F	Gloversville	Gloversville NY
Mike Powell	44	So	5'9"	G	Lasalle	Bronx NY
Justin Smith	23	Fr	6'3"	F	Manhattan Center	Manhattan NY
Derrell Thomas	5	So	5'11"	G	Manhattan Center	Manhattan NY
Jeremy Thomas	32	Fr	6'3"	F	Port Chester	Port Chester NY
Jeff Wolcott	34	So	6'4"	F	Schuylerville	Schuylerville NY


**Coaches:** *Head Coach* Tony Orapello; *Assistant Coach* rd Mark Eglin, Dan Giaquinto

**2005-2006 Raiders Stats**


<b>Stats</b>	No Data
<b>MVCC All-Stars</b>	
<b>Region 3 All-Stars</b>	
<b>Team Awards</b>	Jeff Walcott (Coach's Award)



**Reggie Leaver**



**Jason Charles**



**Justin Smith**

FMCC Raiders Basketball – History  
**2005-2006 Raiders Schedule/Results**

GAME	DATE	OPPONENT	H/A	FMCC	OPP	W/L	MVCC	NOTES (Scoring Leaders and other Highlights)
<b>2005</b>								
1	Sat 05-Nov	Monroe	H	60	80	L		
2	Fri 11-Nov	Finger Lakes	A	70	109	L		
3	Sat 19-Nov	Genesee	H	55	96	L		
4	Sun 20-Nov	Cayuga	H	50	78	L		
5	Tue 22-Nov	Jefferson	H	84	90	L		
6	Thu 01-Dec	Mohawk Valley	A	75	73	W	*	
7	Sat 03-Dec	Broome	A	73	75	L		
8	Wed 07-Dec	Clinton	H	79	68	W		
9	Sat 10-Dec	Delhi	A	68	79	L	*	
10	Mon 12-Dec	Hudson Valley	H	92	90	W	*	
11	Wed 28-Dec	Springfield Tech	A	74	81	L		
12	Thu 29-Dec	Avery Point, CN	A	77	70	W		
<b>2006</b>								
13	Wed 11-Jan	Adirondack	H	74	87	L	*	
14	Sat 14-Jan	Hudson Valley	A	69	85	L	*	
15	Tue 17-Jan	Morrisville	H	73	89	L	*	
16	Sat 21-Jan	Delhi	H	69	93	L	*	
17	Tue 24-Jan	Columbia-Greene	H	76	72	W	*	
18	Sat 28-Jan	Adirondack	A			W	*	Forfeit - W
19	Tue 31-Jan	Schenectady	H	60	61	L	*	
20	Sun 05-Feb	Morrisville	A	78	89	L	*	
21	Tue 07-Feb	Herkimer	H	70	73	L	*	
22	Thu 09-Feb	Cobleskill	A	70	82	L	*	
23	Sat 11-Feb	Columbia-Greene	A	91	80	W	*	
24	Tue 14-Feb	Schenectady	A	72	56	W	*	
25	Sat 18-Feb	Cobleskill	H	88	78	W	*	
26	Thu 23-Feb	Herkimer	A	76	102	L	*	
27	Sat 25-Feb	Mohawk Valley	H	56	73	L	*	
		<b>Totals</b>		<b>1879</b>	<b>2109</b>	<b>9-18</b>	<b>7-11</b>	
		<b>Averages</b>		<b>72.3</b>	<b>81.1</b>			